

6.5.3 Quality assurance initiatives of the institution 2021-22

Regular Meeting of the IQAC
Student Feedback
Student Satisfaction Survey
NIRF
Workshop and Seminars
ISO



ADARSHA SCIENCE, JAIRAMDAS BHAGCHAND AND
BIRLA COMMERCE MAHAVIDYALAY, DHAMANGAON (RLY)

Internal Quality Assurance Cell


IQAC NOTICE


Date: 02/07/2021

All the respected IQAC members are hereby informed that meeting regarding agenda given below is schedule in Commerce Lab on 03/07/2021 at 3.00 p.m. All are requested to attend the meeting.

Agenda:

- 1) Starting new certificate courses
- 2) Discussion of academic calendar for the session 2021-22
- 3) Discussion on tree plantation and campus beautification during the monsoon season
- 4) Selection of Two Best Practices for the previous academic session


Dr. A.G. Naranje
IQAC Co-ordinator
Adarsha Science, Arts and
Birla Commerce Mahavidyalaya
Dhamangaon (Rly)


(Dr. Y.B. Gandole)
PRINCIPAL
Principal
Adarsha Science, Arts and
Birla Commerce Mahavidyalaya
DHAMANGAON Rly.

1. Dr. S.O. Qureshi

2. Dr. D.K. Shringare

3. Dr. R.R. Kuralkar

4. Dr. M.Y. Kopulwar

5. Dr. S.N. Bayaskar

6. Shri S.T. Pendam

7. Shri R.R. Dahake

8. Shri J.G. Barulkar

9. Dr. V.A. Sadafale

10. Dr. M.V. Mawale

11. Shri D. G. Mendhe

12. Shri S.D. Dahake



ADARSHA SCIENCE, JAIRAMDAS BHAGCHAND AND
BIRLA COMMERCE MAHAVIDYALAY, DHAMANGAON (RLY)

Internal Quality Assurance Cell

Meeting Minutes

Date: 03/07/2021

Time: 03.00 pm

Minutes of the Meeting held on 03/07/2021 at 3.00 p.m.:

The Meeting was attended by:

1. Dr. S.O. Qureshi 
2. Dr. D.K. Shrugare 
3. Dr. R.R. Kuralkar 
4. Dr. M.Y. Kopulwar 
5. Dr. S.N. Bayaskar 
6. Shri S.T. Pendam 
7. Shri R.R. Dahake 
8. Shri J.G. Barulkar 
9. Dr. V.A. Sadafale 
10. Dr. M.V. Mawale 
11. Shri D. G. Mendhe 
12. Shri S. D. Dahake 

Following major issues were discussed in the meeting-

- 1) Discussion of academic calendar for the session 2021-22
- 2) Starting new certificate courses
- 3) Discussion on tree plantation and campus beautification during the monsoon season
- 4) Selection of Two Best Practices for the previous academic session

Dr. A. G. Naranje, Coordinator- IQAC, informed the committee members about the compiled academic calendar of the college for the session 2021-22. The members suggested certain changes in case of overlapping dates of activities of different departments/committees.

In-charge of Value-added courses Dr. S. V. Manohare presented a list of prospective value-added courses that can be conducted by departments. Dr. Naranje asked the HoDs to start new value added-courses.


In view of the monsoon season, the college beautification committee members were asked to select new locations and plants for beautification of the campus.

Prof. S. T. Pendam was asked to compile a list of activities and select two best practices for the previous session.

The meeting ended with Vote of Thanks from Dr. A. G. Naranje



IQAC Co-ordinator
Adarsha Seta, D. K. Arts and
Birla Commerce College
Dhamangan Railway




Dr. S. V. Manohare
Adarsha Seta, D. K. Arts and
Birla Commerce College
Dhamangan Railway

ACTION TAKEN REPORT

- 1) HoDs submitted a list of prospective certificate courses to be offered during the session.
- 2) Final academic calendar for the session 2021-22 was endorsed by the principal and circulated to the Head of Departments.
- 3) Campus beautification committee selected sites for tree plantation and procured saplings
- 4) Women Empowerment and Blood Donation Camp were selected as Two Best Practices for the previous academic session


IQAC Coordinator
Adarsha Science & Arts
Birla Comm. Mahavidyalaya
Dhamangaon Railway


PRINCIPAL
Adarsha Science & Arts
& Birla Comm. Mahavidyalaya
Dhamangaon Rly.



ADARSHA SCIENCE, JAIRAMDAS BHAGCHAND AND
BIRLA COMMERCE MAHAVIDYALAY, DHAMANGAON (RLY)

Internal Quality Assurance Cell

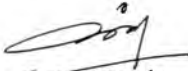
IQAC NOTICE

Date: 22/10/2021


All the respected IQAC members are hereby informed that meeting regarding agenda given below is schedule in Commerce Lab on Saturday 23/10/2021 at 1.30 p.m. All are requested to attend the meeting.

Agenda:

- 1) Compilation of Data collected from 2017-20
- 2) To checkout plan for collection and verification of supporting documents
- 3) To formulate policy for increasing research publication of faculty members
- 4) To initiate writing of SSR for upcoming NAAC Cycle


Dr. A.G. Naranje

IQAC Co-ordinator
Adarsha Sci. J. B. Arts and
Birla Commerce College
Dhamangaon Railway


(Dr. Y.B. Gandole)

Principal
Adarsha Science, Jairamdas Bhagchand and
Birla Commerce Mahavidyalaya,
Dhamangaon (RLY)

1. Dr. S.O. Qureshi

2. Dr. D.K. Shringare

3. Dr. R.R. Kuralkar

4. Dr. M.Y. Kopulwar

5. Dr. S.N. Bayaskar

6. Shri S.T. Pendam

7. Shri R.R. Dahake

8. Shri J.G. Barulkar

9. Dr. V.A. Sadafale

10. Dr. M.V. Mawale

11. Shri D. G. Mendhe

12. Shri S.D. Dahake



ADARSHA SCIENCE, JAIRAMDAS BHAGCHAND AND
BIRLA COMMERCE MAHAVIDYALAY, DHAMANGAON (RLY)

Internal Quality Assurance Cell

Meeting Minutes

Date: 23/10/2021

Time: 01.30 pm

Minutes of the Meeting held on 23/10/2021 at 1.30 p.m.:

The Meeting was attended by:

1. Dr. S.O. Qureshi 
2. Dr. D.K. Shrugare 
3. Dr. R.R. Kuralkar 
4. Dr. M.Y. Kopulwar 
5. Dr. S.N. Bayaskar, 
6. Shri S.T. Pendam, 
7. Shri R.R. Dahake 
8. Shri J.G. Barulkar 
9. Dr. V.A. Sadafale 
10. Dr. M.V. Mawale 
11. Shri D. G. Mendhe 
12. Shri S. D. Dahake 

Following major issues were discussed in the meeting-

- 1) Compilation of Data collected from 2017-20
- 2) To checkout plan for collection and verification of supporting documents
- 3) To formulate policy for increasing research publication of faculty members
- 4) To initiate writing of SSR for upcoming NAAC Cycle

Dr. A. G. Naranje, Coordinator- IQAC, informed the committee members about the collection of data as per the data templates available on NAAC website. The data received earlier was discussed and the members were asked to collate the available data in accordance with the templates.


The members also discussed the plan for collection and verification of supporting documents from all departments as well as committees.

Principal Dr. Y. B. Gandole, guided the members on selection of research journals for publication and use of online platforms for improvement in citations.

All the IQAC members were asked to gather at 5.00 pm daily for writing of SSR.

The meeting ended with Vote of Thanks from Dr. A. G. Naranje


IQAC Coordinator
Adarsha Education Society's
Birla College of Education
Dharamangan Road


PRINCIPAL
Adarsha Education Society,
Jalaramdas Birla College of Arts
Birla Commerce & Management Studies
DHARAMANGAN ROAD

ACTION TAKEN REPORT

- 1) All the HoDs, Committee Conveners compiled the data related to activities for the period 2017-20 and submitted the same to IQAC.
- 2) Verification of supporting documents was completed
- 3) A draft proposal of Workshop on Research Methodology was prepared.
- 4) Dr. A. G. Naranje and Dr. S. O. Qureshi started writing the draft of SSR


IQAC Coordinator
Adarsha Coll. B. B. & B. A.
Birla Comm. Mahavidyalaya,
Dhamangaon Railway


PRINCIPAL
Adarsha Science & B. Arts
& Birla Comm. Mahavidyalaya
Dhamangaon Rly.



ADARSHA SCIENCE, JAIRAMDAS BHAGCHAND AND
BIRLA COMMERCE MAHAVIDYALAY, DHAMANGAON (R.Y.)

Internal Quality Assurance Cell

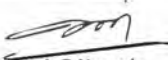
IQAC NOTICE


Date: 14/01/2022

All the faculty members are hereby informed that meeting regarding agenda given below is scheduled on Monday 17/01/2022 at 11.30 a.m. All are requested to attend the meeting.

Agenda:

- 1) Demo of NAAC data collection Web Application
- 2) Demo of Unit Test Mobile App
- 3) Discussion about Mentor-Mentee format
- 4) Discussion about Remedial Coaching
- 5) Discussion about the work of various committees


Dr. A.G. Naranje


(Dr. Y.B. Gandole)
Principal
Adarsha Science,
Jairamdas Bhagchand Arts
Birla Commerce Mahavidyalaya
DHAMANGAON R.Y.

1. Dr. S.O. Qureshi

2. Dr. D.K. Shrugare

3. Dr. R.R. Kuralkar

4. Dr. M.Y. Kopolwar

5. Dr. S.N. Bayaskar

6. Shri S.T. Pendam

7. Shri R.R. Dahake

8. Shri J.G. Barulkar

9. Dr. V.A. Sadafale

10. Dr. M.V. Mawale

11. Shri D. G. Mendhe

12. Shri S.D. Dahake



ADARSHA SCIENCE, JAIRAMDAS BHAGCHAND AND
BIRLA COMMERCE MAHAVIDYALAY, DHAMANGAON (RLY)

Internal Quality Assurance Cell

Meeting Minutes

Date: 17/01/2022

Time: 11.30 pm

Minutes of the Meeting held on 17/01/2022 at 11.30 a.m.:

The Meeting was attended by:

1. Dr. S.O. Qureshi 
2. Dr. D.K. Shringare 
3. Dr. R.R. Kuralkar 
4. Dr..M.Y. Kopulwar 
5. Dr. S.N. Bayaskar, 
6. Shri S.T. Pendam, 
7. Shri R.R. Dahake 
8. Shri J.G. Barulkar 
9. Dr. V.A. Sadafale 
10. Dr. M.V. Mawale 
11. Shri D. G. Mendhe 
12. Shri S. D. Dahake 

Following major issues were discussed in the meeting-


- 1) Demo of NAAC data collection Web Application
- 2) Demo of Unit Test Mobile App
- 3) Discussion about Mentor-Mentee format
- 4) Discussion about Remedial Coaching
- 5) Discussion about the work of various committees


Dr. A. G. Naranje, Coordinator- IQAC, gave a demonstration of web application for NAAC data collection. He encouraged the staff members to try submitting the data through the application henceforth. Some of the faculty members requested to allow submission through conventional way. The request was accepted by Principal.

A demonstration was also made regarding how to use Mobile app for conducting unit tests. The faculty members were asked to explore the possibility of using the app for all unit tests across all streams and report back in the next meeting.

Conveners of all the committees were asked to prepare a presentation on the activities conducted so far and proposed activities for the remaining session.

The meeting ended with Vote of Thanks from Dr. A. G. Naranje.


IQAC Coordinator
Adarsh Sahas B. S. S. S. S.
Birla Commerce College
Dharampur, Dharampur


PRINCIPAL
Adarsh Sahas B. S. S. S. S.
Birla Commerce College
Dharampur, Dharampur

ACTION TAKEN REPORT

- 1) 3) Mentor-Mentee format was finalized and a compiled report was prepared
- 2) Remedial Coaching was continued for the current session
- 3) Composition of some committees was changed


IQAC Coordinator
Adarsha Science J.B. Arts
& Birla Comm. Mahavidyalaya
Dhamangaon Rly.


PRINCIPAL
Adarsha Science J. B. Arts
& Birla Comm. Mahavidyalaya
Dhamangaon Rly.

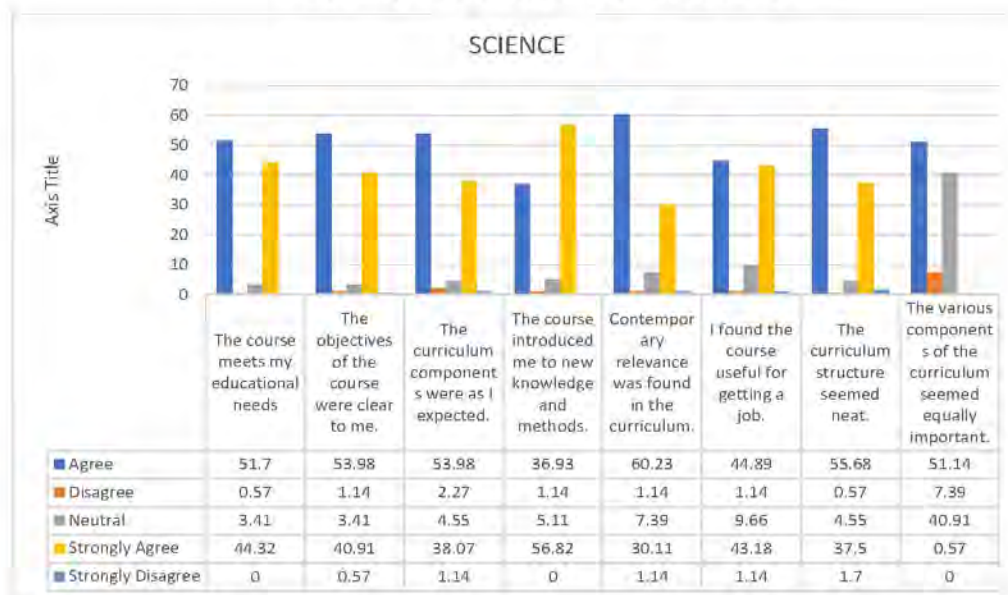
STUDENT FEEDBACK

ADARSH SCIENCE, J B ARTS & BIRLA COMMERCE MAHAVIDYALAYA, DHAMANGAON (RLY)

FEEDBACK REPORT- 2021-22

STUDENT FEEDBACK ON CURRICULUM 2021-22

Science Faculty Under-Graduate

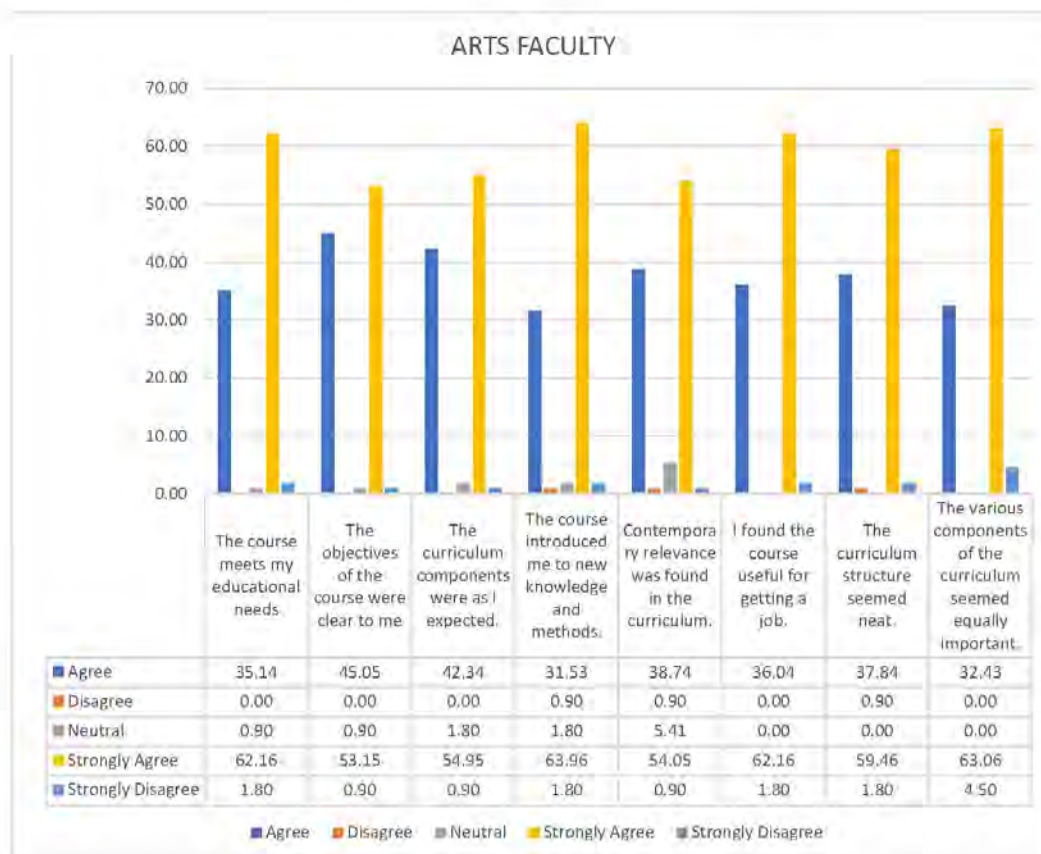


SUMMARY

Students Feedback on Curriculum

1. 96.02% students Strongly agree or agree on the course meets my educational needs the statement.
2. 94.89 % students Strongly agree or agree with statement The objectives of the course were clear to me.
3. 92.05 % students strongly agree or agree with statement The curriculum components were as I expected.
4. 93.75 % students strongly agree or agree with statement The course introduced me to new knowledge and methods.
5. 90.34 % students strongly agree or agree with statement Contemporary relevance was found in the curriculum.
6. 88.07 % students strongly agree or agree with statement I found the course useful for getting a job.
7. 93.18 % students strongly agree or agree with statement The curriculum structure seemed neat.
8. 51.4 % students were agree with statement The various components of the curriculum seemed equally important, 40.91 % student was neutral on this above statement.

Arts Faculty Under-Graduate

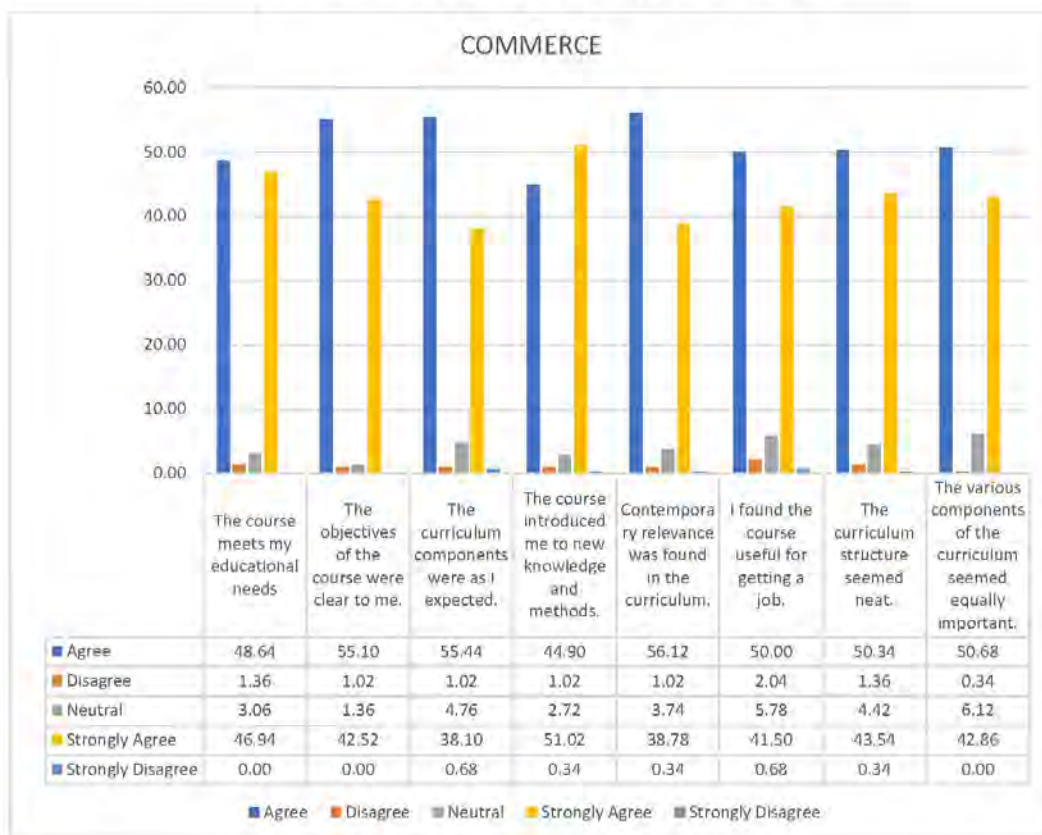


SUMMARY

Students Feedback on Curriculum

1. 97.03 % students Strongly agree or agree on the course meets my educational needs the statement.
2. 98.20 % students Strongly agree or agree with statement The objectives of the course were clear to me.
3. 97.29 % students strongly agree or agree with statement The curriculum components were as I expected.
4. 95.49 % students strongly agree or agree with statement The course introduced me to new knowledge and methods.
5. 92.79 % students strongly agree or agree with statement Contemporary relevance was found in the curriculum.
6. 98.20 % students strongly agree or agree with statement I found the course useful for getting a job.
7. 97.30 % students strongly agree or agree with statement The curriculum structure seemed neat.
8. 95.49 % students were strongly agree or agree with statement The various components of the curriculum seemed equally important.

Commerce Faculty Under-Graduate



SUMMARY

Students Feedback on Curriculum

1. 95.58 % students Strongly agree or agree on the course meets my educational needs the statement.
2. 97.62 % students Strongly agree or agree with statement The objectives of the course were clear to me.
3. 93.54 % students strongly agree or agree with statement The curriculum components were as I expected.
4. 95.92 % students strongly agree or agree with statement The course introduced me to new knowledge and methods.
5. 94.88 % students strongly agree or agree with statement Contemporary relevance was found in the curriculum.
6. 91.50 % students strongly agree or agree with statement I found the course useful for getting a job.
7. 91.84 % students strongly agree or agree with statement The curriculum structure seemed neat.
8. 93.36 % students were strongly agree or agree with statement The various components of the curriculum seemed equally important.

Science Faculty Post-Graduate (M.Sc.)



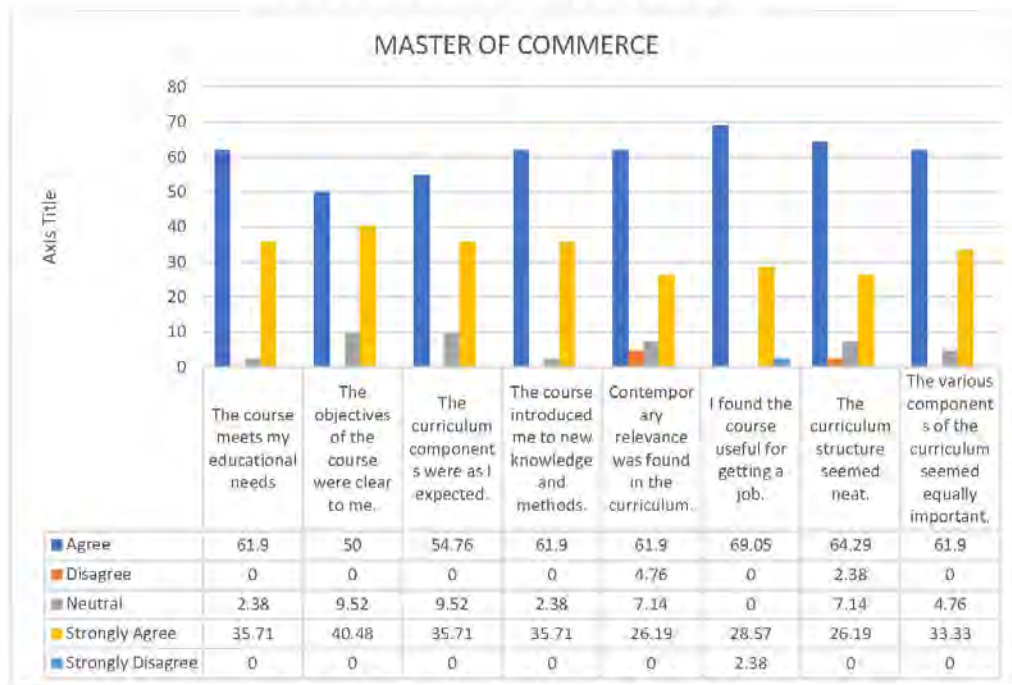
SUMMARY

Students Feedback on Curriculum

- 100 % students Strongly agree or agree on the course meets my educational needs the statement.
- 98.21 % students Strongly agree or agree with statement The objectives of the course were clear to me.
- 98.21 % students strongly agree or agree with statement The curriculum components were as I expected.
- 100 % students strongly agree or agree with statement The course introduced me to new knowledge and methods.
- 94.64 % students strongly agree or agree with statement Contemporary relevance was found in the curriculum.
- 96.43 % students strongly agree or agree with statement I found the course useful for getting a job.
- 96.42 % students strongly agree or agree with statement The curriculum structure seemed neat.
- 48.21 % students were agree with statement The various components of the curriculum seemed equally important, 40.91 % student was Disagree on this above statement.

Commerce Faculty Post-Graduate (M. Com)

Response Table in Percentage



SUMMARY

Students Feedback on Curriculum

1. 97.61 % students Strongly agree or agree on the course meets my educational needs the statement.
2. 90.48 % students Strongly agree or agree with statement The objectives of the course were clear to me.
3. 90.47 % students strongly agree or agree with statement The curriculum components were as I expected.
4. 97.61 % students strongly agree or agree with statement The course introduced me to new knowledge and methods.
5. 88.09 % students strongly agree or agree with statement Contemporary relevance was found in the curriculum.
6. 97.62 % students strongly agree or agree with statement I found the course useful for getting a job.
7. 90.48 % students strongly agree or agree with statement The curriculum structure seemed neat.
8. 95.23 % students were strongly agree or agree with statement The various components of the curriculum seemed equally important.

Arts Faculty Post-Graduate (M. A.-Economics)

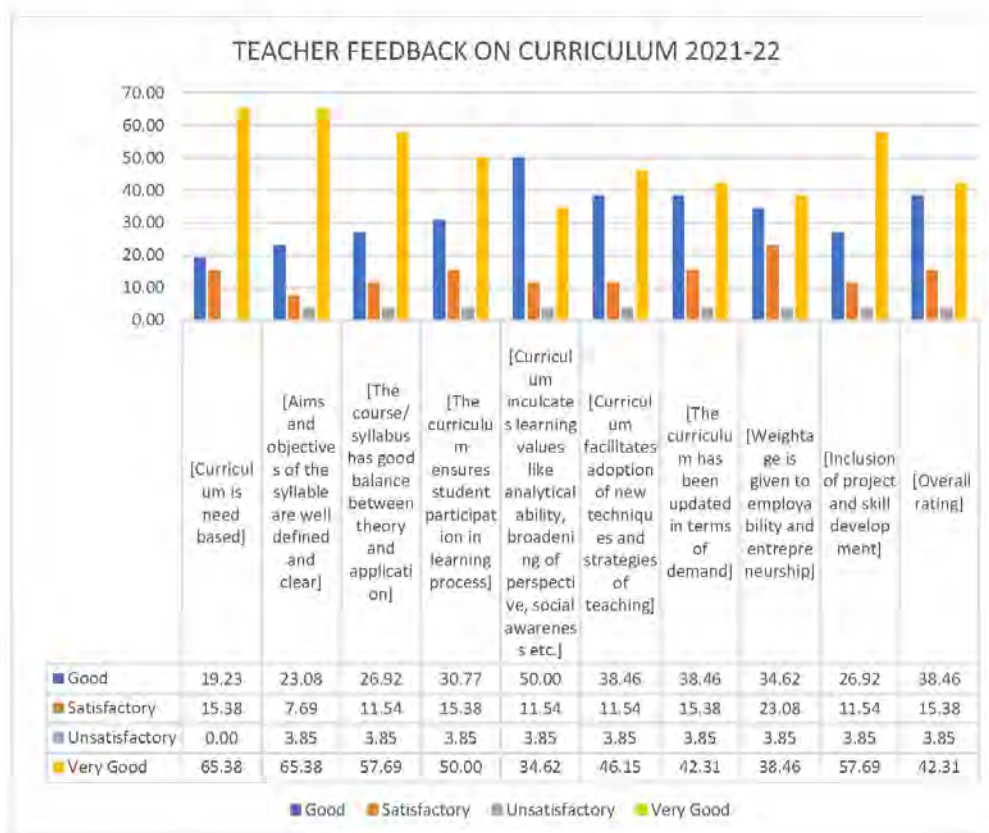


SUMMARY

Students Feedback on Curriculum

1. 98.18 % students Strongly agree or agree on the course meets my educational needs the statement.
2. 95.45 % students Strongly agree or agree with statement The objectives of the course were clear to me.
3. 93.63 % students strongly agree or agree with statement The curriculum components were as I expected.
4. 96.37 % students strongly agree or agree with statement The course introduced me to new knowledge and methods.
5. 94.55 % students strongly agree or agree with statement Contemporary relevance was found in the curriculum.
6. 94.55 % students strongly agree or agree with statement I found the course useful for getting a job.
7. 95.45 % students strongly agree or agree with statement The curriculum structure seemed neat.
8. 97.27 % students were strongly agree or agree with statement The various components of the curriculum seemed equally important.

REPORT ON TEACHER FEEDBACK ON CURRICULUM 2021-22



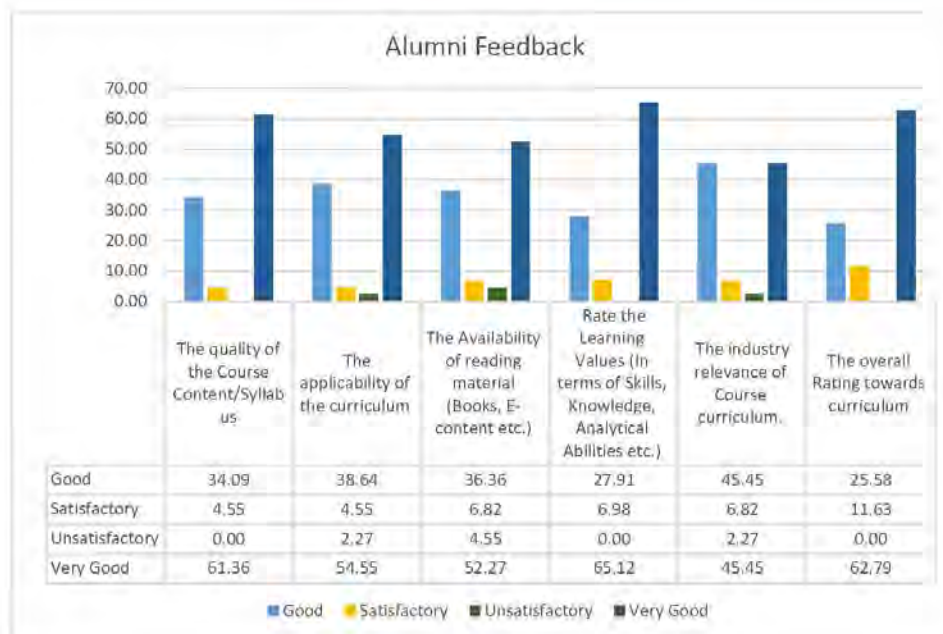
SUMMARY

Teacher Feedback on Curriculum

- This feedback has taken from different faculty (Science, Commerce, Arts etc.) subject teacher from Adarsha Mahavidyalaya, Dhamangaon Rly. There are 32 teachers given online feedback on 10 parameters.
- Curriculum is need based: - 65.38 % respondent said very good, 19.23% said good and 15.38 % respondent said Satisfactory on this parameter.
- Aims and objectives of the syllable are well defined and clear: - 65.38 % respondent said very good, 23.08 % said good, 7.69 % Satisfactory and 3.85 % Unsatisfactory on this parameter.
- The course/ syllabus has good balance between theory and application: - 57.69 % respondent said very good, 26.92 % said good and 11.54 % respondent said Satisfactory & 3.85 % Unsatisfactory on this parameter.
- The curriculum ensures student participation in learning process: - 50 % respondent said very good, 34.62 % said good and 11.54 % respondent said Satisfactory & 3.85 % Unsatisfactory on this parameter.
- Curriculum inculcates learning values like analytical ability, broadening of perspective, social awareness etc.: - 34.62 % respondent said very good, 50 % said good and 11.54 % respondent said Satisfactory & 3.85 % Unsatisfactory on this parameter.

- Curriculum facilitates adoption of new techniques and strategies of teaching: - 46.15 % respondent said very good, 38.46 % said good and 11.54 % respondent said Satisfactory & 3.85 % Unsatisfactory on this parameter
- The curriculum has been updated in terms of demand: - 42.31 % respondent said very good, 38.46 % said good and 15.38 % respondent said Satisfactory, and 3.85 % respondent are unsatisfactory on this parameter
- Weightage is given to employability and entrepreneurship: - 38.46 % respondent said very good, 34.62 % said good and 23.08 % respondent said Satisfactory, and 3.85 % respondent are unsatisfactory on this parameter
- Inclusion of project and skill development: - 57.69 % respondent said very good, 26.92 % said good and 11.54 % respondent said Satisfactory and 3.85 % Unsatisfactory on this parameter.
- Overall Rating: - 42.31 % respondent said very good, 38.46 % said good and 15.38 % respondent said Satisfactory, and 3.85 % respondent are unsatisfactory on this parameter

REPORT ON ALUMNI FEEDBACK 2021-2022



SUMMARY

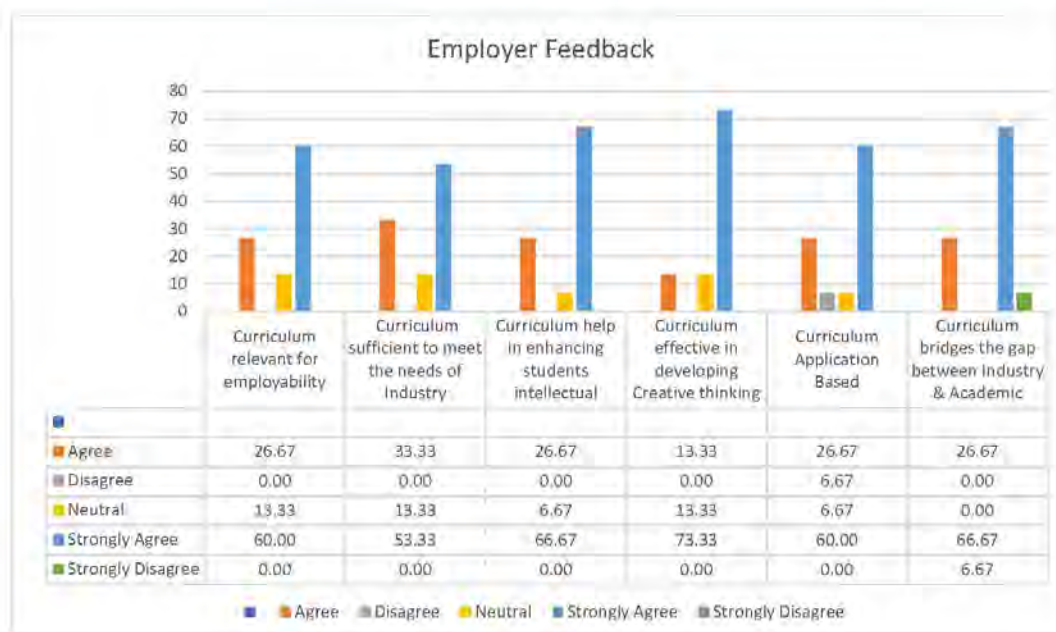
Alumni Feedback on Curriculum

- This feedback has taken from different faculty (Science, Commerce, Arts etc.) passed out students from Adarsha Mahavidyalaya, Dhamangaon Rly. There are 44 alumni given online feedback on six parameters.
- From the above data the quality of the Course Content/Syllabus 61.36 % alumni said Very Good 34.09 % said Good and 4.55 % alumni said satisfactory.
- From the above data the applicability of the curriculum 54.55 % alumni said Very Good 38.64 % said Good and 4.55 % alumni said satisfactory & 2.27 they are Unsatisfactory on above parameter.
- From the above data The Availability of reading material (Books, E-content etc.) 52.27 % alumni said Very Good 36.36 % said Good and 6.82 % alumni said satisfactory & 4.55 % they are Unsatisfactory on above parameter.
- From the above data Rate, the Learning Values (In terms of Skills, Knowledge, Analytical Abilities etc. 65.12 % alumni said Very Good 27.91 % said Good and 6.98 % alumni said satisfactory.
- From the above data the industry relevance of Course curriculum 45.45 % alumni said Very Good 45.45 % said Good and 6.82 % alumni said satisfactory & 2.27 % they are Unsatisfactory on above parameter.
- From the above data the overall Rating towards curriculum 62.79 % alumni said Very Good 25.58 % said Good and 11.63 % alumni said satisfactory.

14. Any other suggestion/comments: (इतर कोणत्याही सूचना / टिप्पण्याः)

- Library material must be available anytime specifically during examination.
- Be more market oriented

REPORT ON EMPLOYER FEEDBACK ON CURRICULUM 2021-22



SUMMARY

- This feedback has taken from different employer from various sectors. There are 15 employer given offline feedback on 06 parameters.
- Curriculum relevant for employability: - 60 % employer was strongly agreed, 26.67 % Agree & 13.33% stand with Neutral with current curriculum strong enough to provide employability to students.
- Curriculum sufficient to meet the needs of Industry.: - 53.33 % employer was strongly agree & 33.33% employer was Agree with Curriculum sufficient to meet the needs of Industry and 13.33 % employer said they are Neutral on this statement.
- Curriculum help in enhancing students intellectual: - 66.67 % employer was strongly agree & 26.67 % employer was agree with Curriculum help in enhancing students intellectual & 6.67 % employer said they are Neutral on this statement.
- Curriculum effective in developing Creative thinking: - 73.33 % employer was strongly agree & 13.33 % employer was agree with Curriculum effective in developing Creative thinking in the students, 13.33% employer stand at Neutral on this statement.
- Curriculum Application Based: - 60 % employer was strongly agree & 26.67 % employer was agree with Current Curriculum is Application Based., 6.67 % employer was disagree with this statement and 6.67% employer was Neutral on this statement.
- Curriculum bridges the gap between Industry & Academic: - 66.67 % employer was strongly agree & 26.67 % employer was agree with Curriculum bridges the gap between Industry & Academic and 6.67% employer said they are Strongly disagree on this statement.

Any other suggestion/comments:(इतर कोणत्याही सूचना / टिप्पण्याः)

- Please add more Career Oriented Course.
- Internship and Project should be done in Collaboration of some PSU's like BSNL

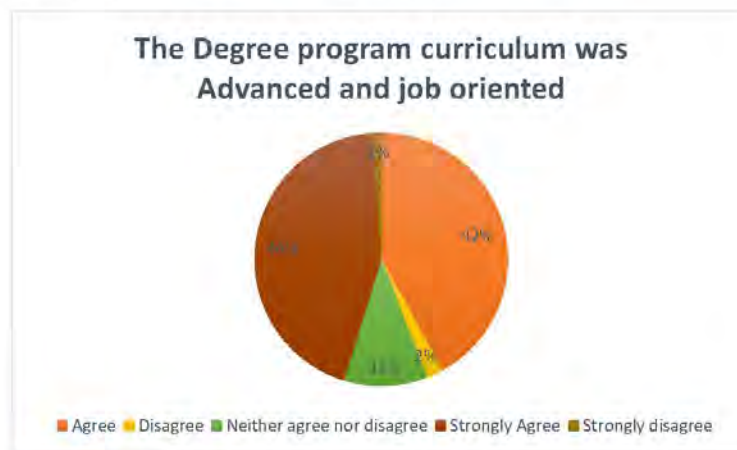
REPORT ON EXIT FEEDBACK 2021-2022

Please select the option that best describes your opinion with regard to the following statement on the Degree Program in the College.

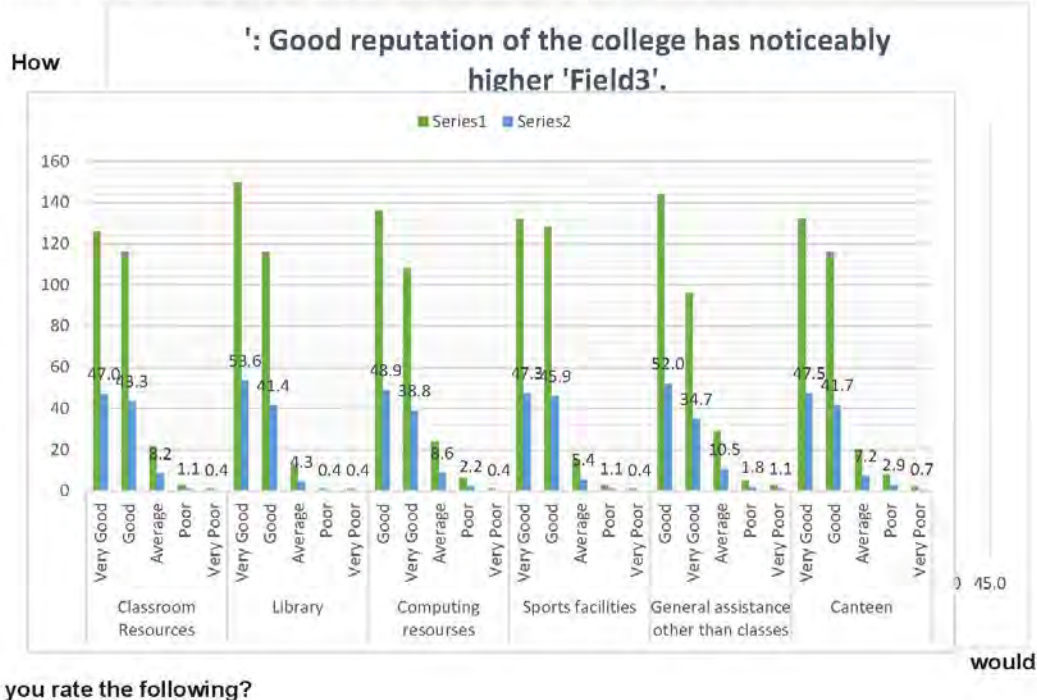
1. The Degree program was stimulating and challenging.



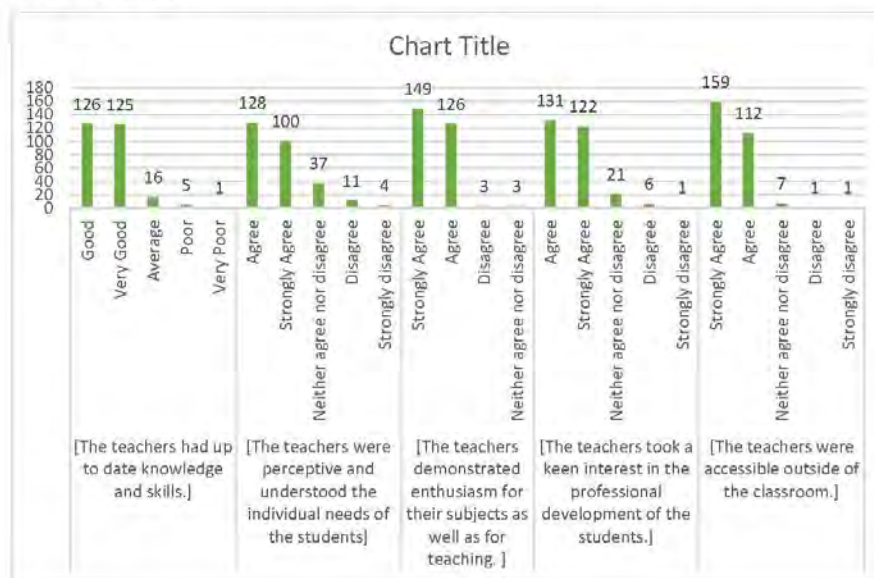
2. The Degree program curriculum was Advanced and job oriented.



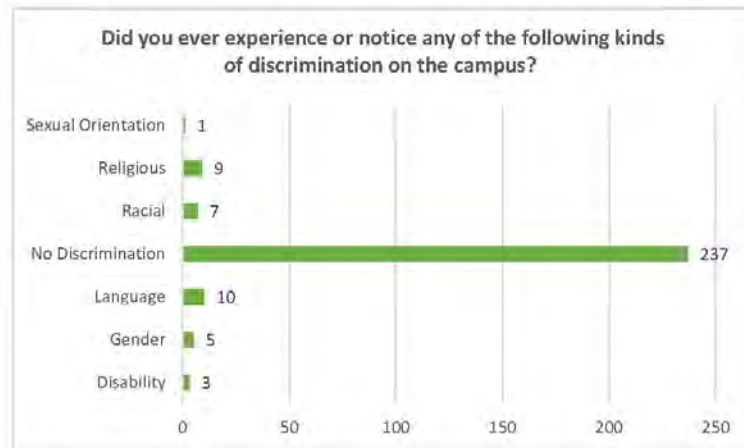
Why did you select to do this Degree program in our college?



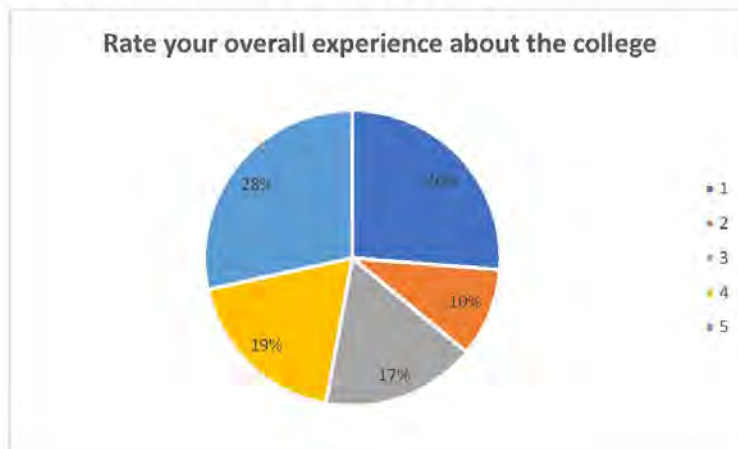
Please select the option that best describes your opinion with regard to the following statements on the Teachers.



Did you ever experience or notice any of the following kinds of discrimination on the campus?

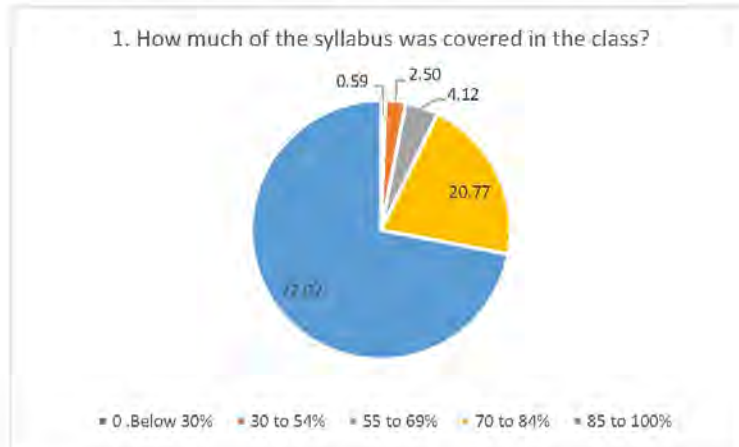


Rate your overall experience about the college.



REPORT ON STUDENT SATISFACTION SURVEY 2021-2022

1. How much of the syllabus was covered in the class?



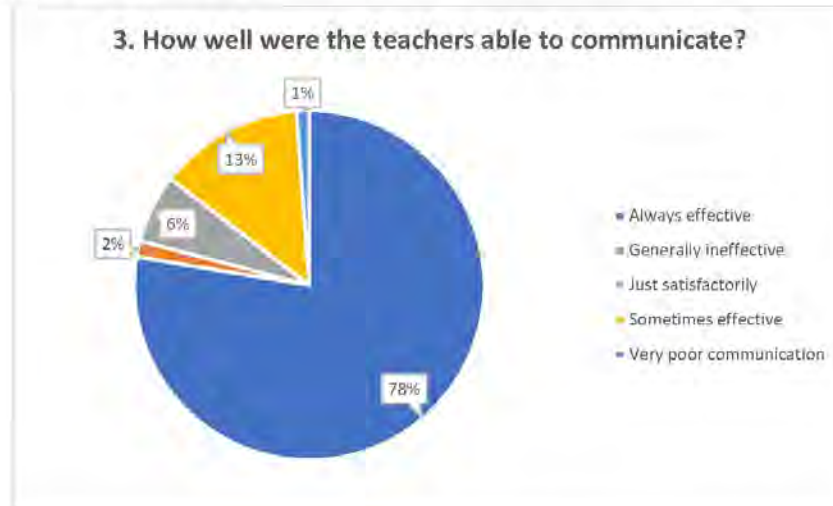
Conclusion: - The syllabus completion Graph shows that, 72.02 percent of students said 85 to 100 % syllabus was covered, 20.77 percent of students said 70 to 84 % syllabus was covered, 4.12 percent of students said 55 to 69 % syllabus was covered 2.50 percent students said below 30 % syllabus was covered.

2. How well did the teachers prepare for the classes?



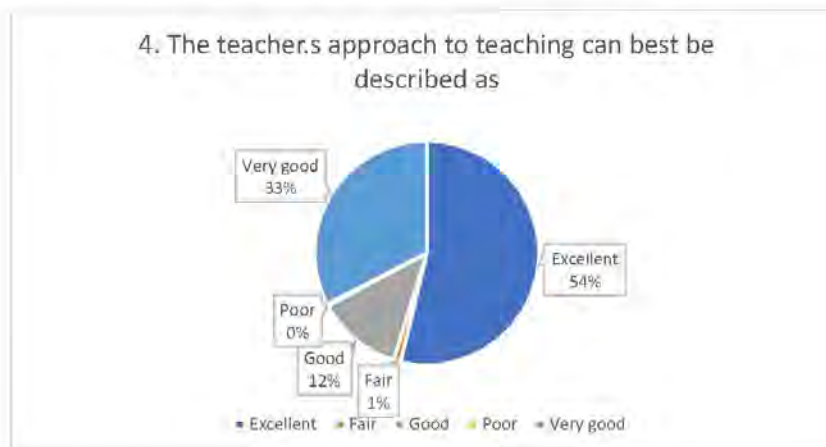
Conclusion: - The Teachers preparedness in the classroom Graph shows that, 49.04 % students said they are satisfactorily, 44.48% students said they are Thoroughly, 1.03% students said Won't teach at all, 3.83 students said Poorly, 1.62 % students said Indifferently.

3. How well were the teachers able to communicate?



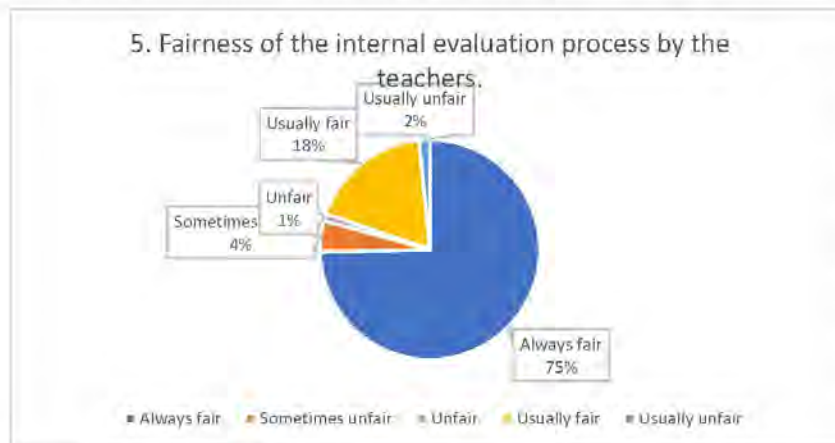
Conclusion: - The Teachers communication with students Graph shows that, 78 percent of students said Always effective, 13 percent of students said Sometimes effective, 6 percent of students said Just satisfactorily, 1 percent of students said Very Poor communication, 2 percent of students said Generally ineffective.

4. The teacher's approach to teaching can best be described as



Conclusion: - The Teacher's approach to teaching Graph shows that, 54 percent of students said Excellent, 33 percent of students said Very good, 12 percent of students said Good, 1 percent of students said Fair.

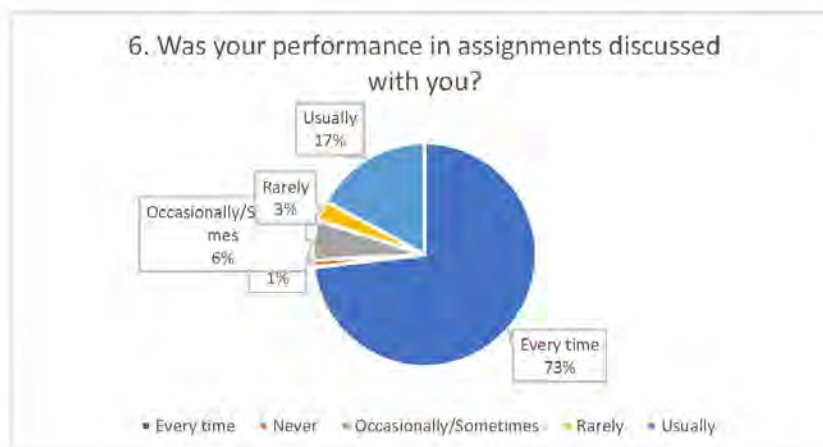
5. Fairness of the internal evaluation process by the teachers.



Conclusion: - The Teacher's fairness of the internal evaluation Graph shows that, 75 percent of students said Always fair, 18 percent of students said Usually fair, 4 percent of students said Sometimes unfair, 1 percent of students said Unfair, 2 percent of students said Usually unfair.

1 percent of students said Unfair, 2 percent of students said Usually unfair.

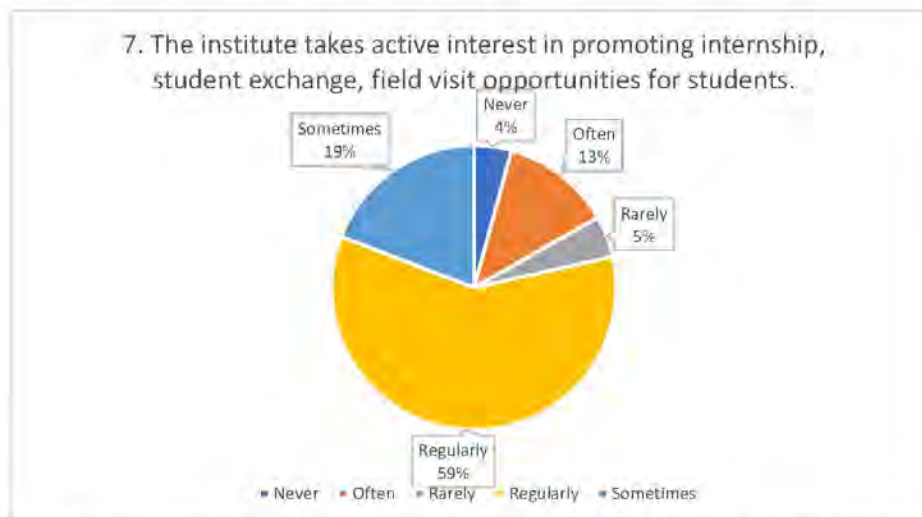
6. Was your performance in assignments discussed with you?



Conclusion: - The performance in assignments discuss Graph shows that, 73 percent of students said Every time, 17 percent of students said Usually, 6 percent of students said Occasionally/Sometimes, 3 percent of students said Rarely, 1 percent of students said Never.

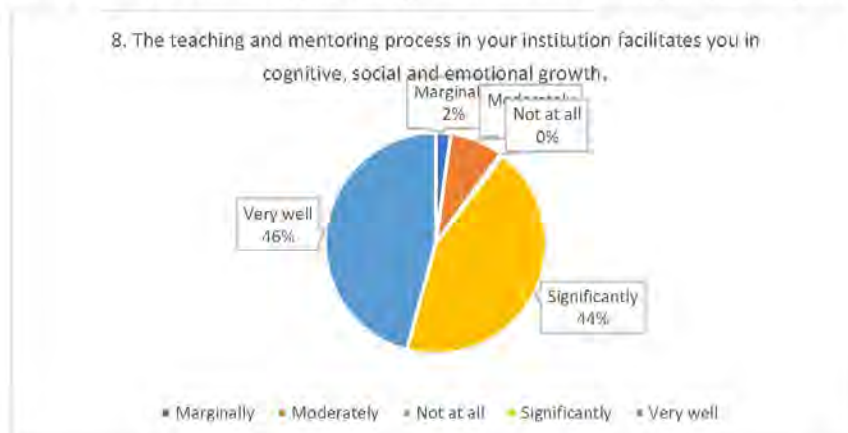
students said Rarely, 1 percent of students said Never.

7. The institute takes active interest in promoting internship, student exchange, field visit opportunities for students.



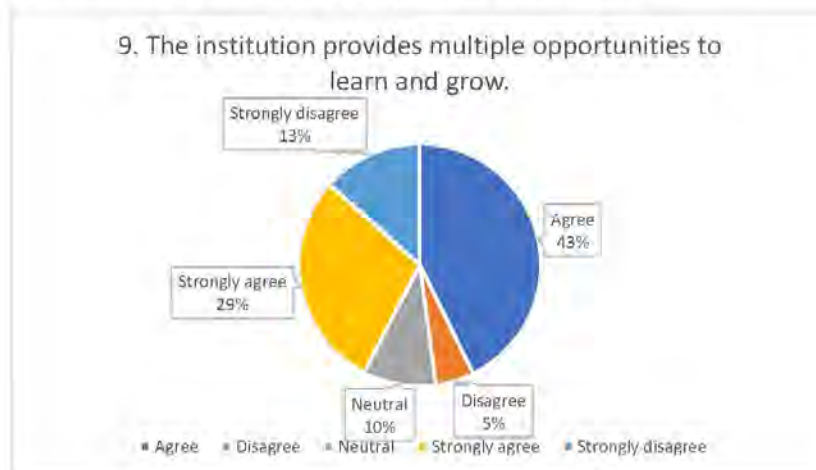
Conclusion: - The institute takes active interest in promoting internship, student exchange, field visit opportunities for students Graph shows that, 59 percent of students said Regularly, 19 percent of students said Sometimes, 13 percent of students said Often, 4 percent of students said Never, 4 Percent of students said Rarely.

8. The teaching and mentoring process in your institution facilitates you in cognitive, social and emotional growth.



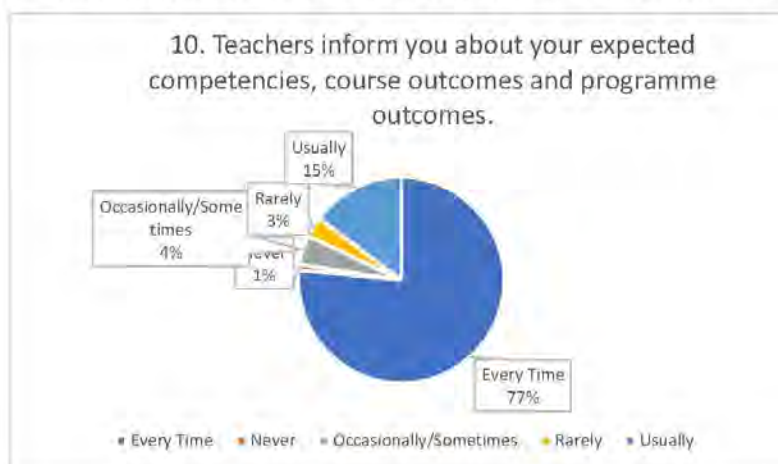
Conclusion: - 'The teaching and mentoring process in your institution facilitates you in cognitive, social, and emotional growth for students Graph shows that, 46 percent of students said Very Well, 44 percent of students said Significantly, 8 percent of students said Moderately, 2 Percent of students said Marginally.

9. The institution provides multiple opportunities to learn and grow.



Conclusion: - The institution provides multiple opportunities to learn and grow for students Graph shows that, 43 percent of students said Agree, 29 percent of students said Strongly agree, 13 percent of students said Strongly disagree, 5 percent of students said Disagree, 10 Percent of students said Neutral.

10. Teachers inform you about your expected competencies, course outcomes and programme outcomes.



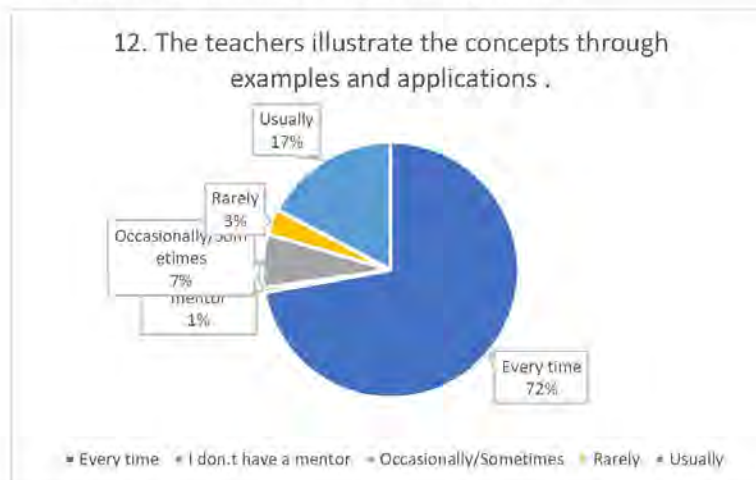
Conclusion: - Teachers inform you about your expected competencies, course outcomes and programme outcomes for students Graph shows that, 77 percent of students said Every time, 15 percent of students said Usually, 4 percent of students said Sometimes, 3 percent of students said Rarely & 1 percent students said Naver.

11. Your mentor does a necessary follow-up with an assigned task to you.



Conclusion: - The Your mentor does a necessary follow-up with an assigned task to you for students Graph shows that, 69 percent of students said Every time, 19 percent of students said Usually, 7 percent of students said Sometimes, 5 percent of students said Rarely.

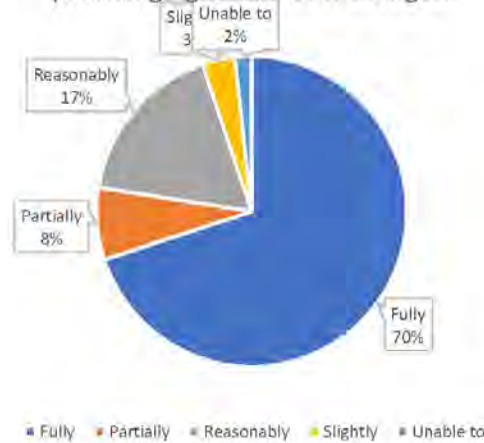
12. The teachers illustrate the concepts through examples and applications.



Conclusion: - The teachers illustrate the concepts through examples and applications for students Graph shows that, 72 percent of students said Every time, 17 percent of students said Usually, 7 percent of students said Sometimes, 3 percent of students said Rarely.,1 percent of students said They don't have mentor.

13. The teachers identify your strengths and encourage you with providing right level of challenges.

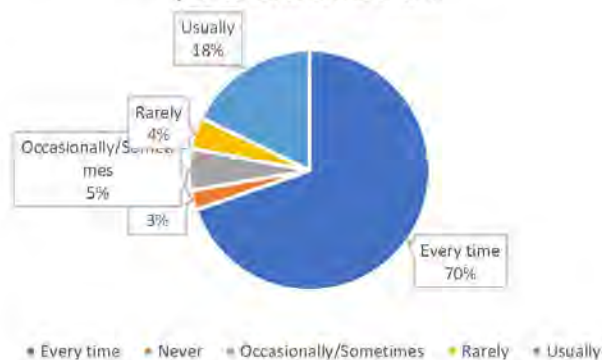
13. The teachers identify your strengths and encourage you with providing right level of challenges.



Conclusion: - The teachers identify your strengths and encourage you with providing right level of challenges for students Graph shows that, 70 percent of students said fully, 17 percent of students said Reasonable, 8 percent of students said Partially, 3 percent of students said Slightly & 2 percent of students said Unable to.

14. Teachers are able to identify your weaknesses and help you to overcome them.

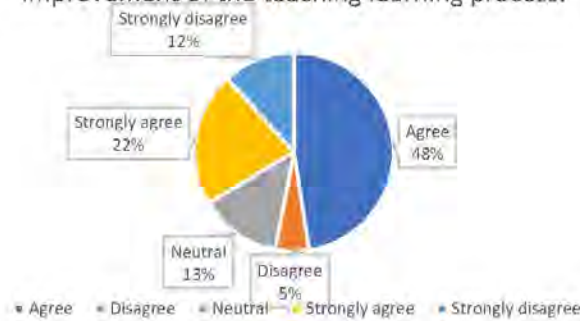
14. Teachers are able to identify your weaknesses and help you to overcome them.



Conclusion: - The Teachers can identify your weaknesses and help you to overcome them for students Graph shows that, 70 percent of students said Every time, 18 percent of students said Usually, 5 percent of students said Sometimes, 4 percent of students said Rarely & 3 % percent off students said Never.

15. The institution makes effort to engage students in the monitoring, review and continuous quality improvement of the teaching learning process.

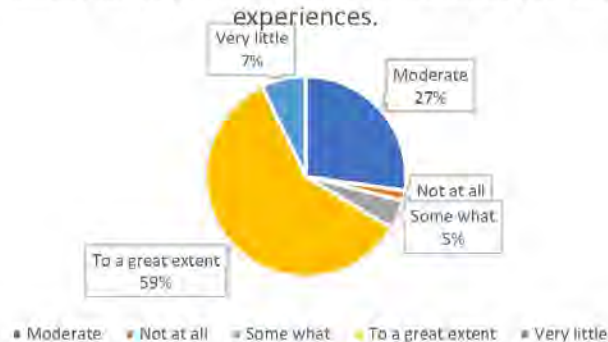
15. The institution makes effort to engage students in the monitoring, review and continuous quality improvement of the teaching learning process.



Conclusion: – The institution makes effort to engage students in the monitoring, review and continuous quality improvement of the teaching learning process for students Graph shows that, 48 percent of students said Agree, 22 percent of students said Strongly agree, 5 percent of students said Strongly disagree, 13 percent of students said Neutral, 5 Percent of students said Disagree.

16. The institute/ teachers use student centric methods, such as experiential learning, participative learning and problem-solving methodologies for enhancing learning experiences.

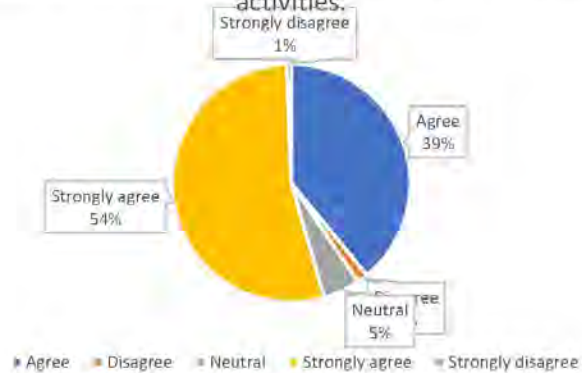
16. The institute/ teachers use student centric methods, such as experiential learning, participative learning and problem solving methodologies for enhancing learning experiences.



Conclusion: - The institute/ teachers use student centric methods, such as experiential learning, participative learning and problem-solving methodologies for enhancing learning experience for students Graph shows that, 59 percent of students said to a great extent, 27 percent of students said Moderate, 7 percent of students said Very little, 1 percent of students said Not at all, 5 Percent of students said Somewhat.

17. Teachers encourage you to participate in extracurricular activities.

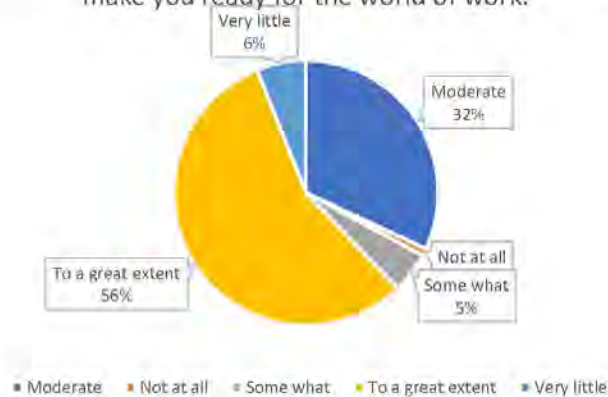
17. Teachers encourage you to participate in extracurricular activities.



Conclusion: - The Teachers encourage you to participate in extracurricular activities for students Graph shows that, 54 percent students said Strongly Agree, 39 percent students said Agree, 5 percent students said Neutral, 1 student said Strongly disagree, 1 percent students said Disagree.

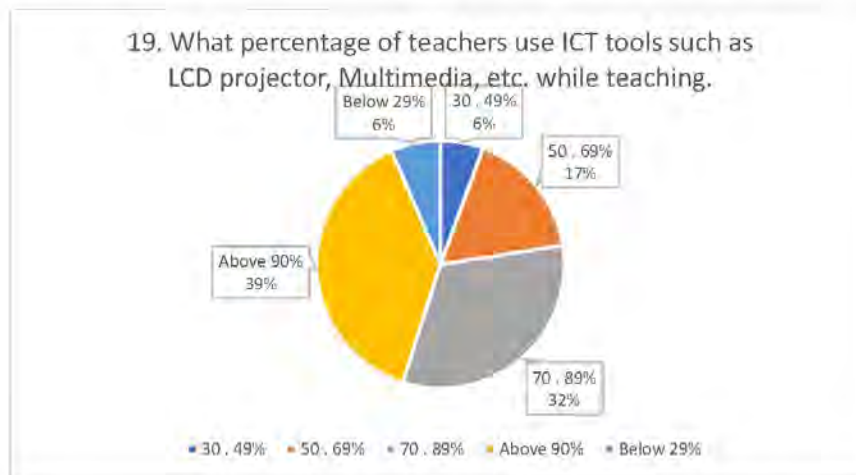
18. Efforts are made by the institute/ teachers to inculcate soft skills, life skills and employability skills to make you ready for the world of work.

18. Efforts are made by the institute/ teachers to inculcate soft skills, life skills and employability skills to make you ready for the world of work.



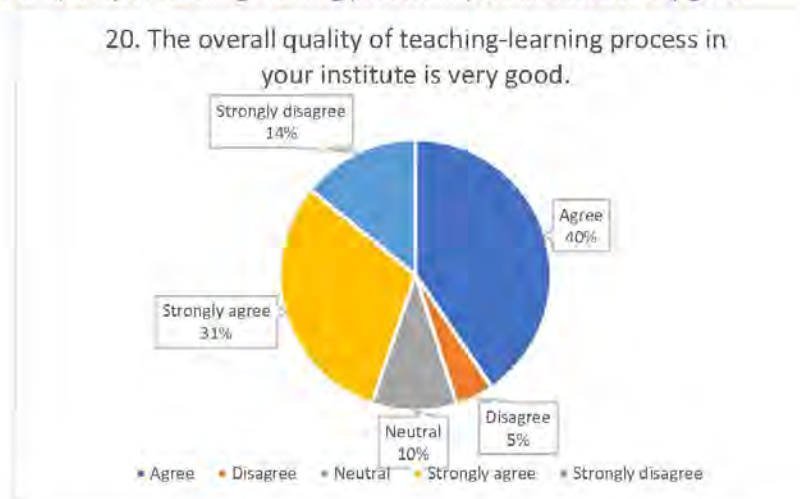
Conclusion: - The Efforts are made by the institute/ teachers to inculcate soft skills, life skills and employability skills for students Graph shows that, 56 percent of students said To a great extent, 32 percent of students said Moderate, 6 percent of students said Very little, 1 percent of students said Not at all, 5 Percent of students said Somewhat.

19. What percentage of teachers use ICT tools such as LCD projector, Multimedia, etc. while teaching.



Conclusion: - The percentage of teachers use ICT tools such as LCD projector, Multimedia, etc. while teaching for students Graph shows that, 39 percent students said above 90 percent, 32 percent students said 70-89 %, 17 percent students said 50-59 %, 6 percent students said 30-49 %, 6 percent students said Below 29 %.

20. The overall quality of teaching-learning process in your institute is very good.



Conclusion: - The Teachers encourage you to participate in extracurricular activities for students Graph shows that, 31 percent of students said Strongly Agree, 40 percent of students said Agree, 10 percent of students said Neutral, 14 percent of students said Strongly disagree, 5 Percent of students said Disagree.

14. Any other suggestion/comments: (इतर कोणत्याही सूचना / टिप्पण्याः)

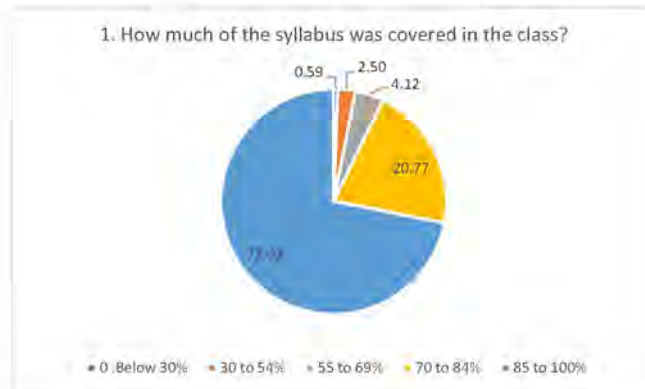
- Provide facility of water in commerce department separate.
- Aplya college mdhe computer vr account sub shikhvila पाहिजे
- Ask us about how we feel about the assessment and overall learning experience so that you can work accordingly.
- Assignment work make much pressure

- Clean classroom
- Digital board
- Digital education
- Drawing competition
- E-learning
- Experience teachers is needed
- Extracurricular activities
- Improve to the student activity
- Improving the quality of higher educational institution
- Increase student skills
- It's given better knowledge for me. Use the better graphics and visual media to engage students well.
- Library every time open
- Make teaching two-way interaction.
- Online exam honi chahiye
- Painting class
- Please put Cooler in the class
- Try to reach every student and ask for their doubt
- Utilize a variety of technology options, try something different
- Visit for industrial knowledge
- विद्यार्थ्यांना वैयक्तिक पातळीवर समजून घ्यायला हवे.
- विविध समान घटक विविध शिक्षकांकडून वेगळ्या प्रकारे शिकायला मिळतात
- To provide the career counselling courses

STUDENT SATISFACTION SURVEY

STUDENT SATISFACTION SURVEY 2021-2022

1. How much of the syllabus was covered in the class?



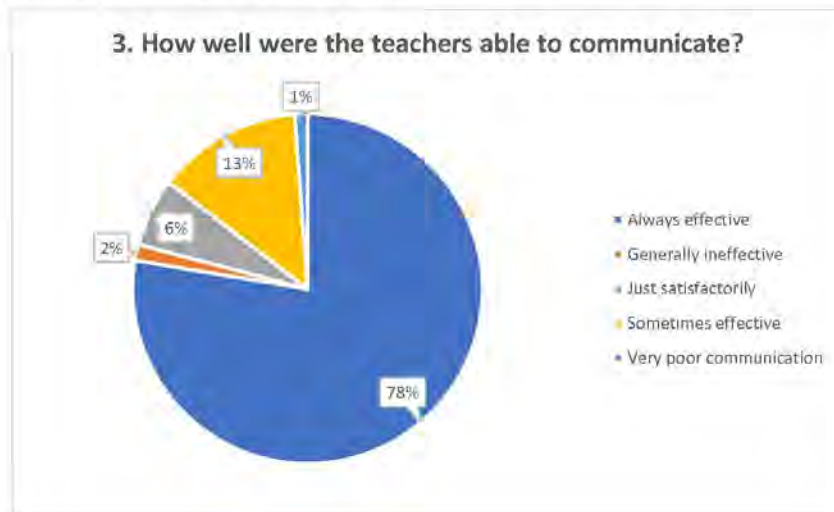
Conclusion: - The syllabus completion Graph shows that, 72.02 percent of students said 85 to 100 % syllabus was covered, 20.77 percent of students said 70 to 84 % syllabus was covered, 4.12 percent of students said 55 to 69 % syllabus was covered 2.50 percent students said below 30 % syllabus was covered.

2. How well did the teachers prepare for the classes?



Conclusion: - The Teachers preparedness in the classroom Graph shows that, 49.04 % students said they are satisfactorily, 44.48% students said they are Thoroughly, 1.03% students said Won't teach at all, 3.83 students said Poorly, 1.62 % students said Indifferently.

3. How well were the teachers able to communicate?



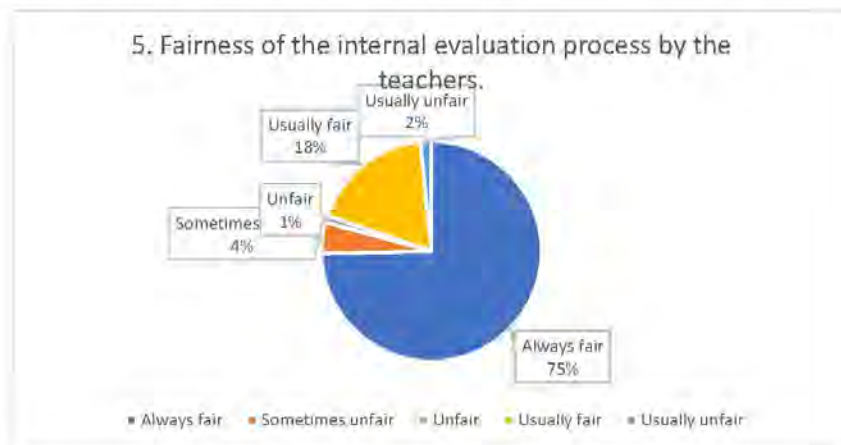
Conclusion: - The Teachers communication with students Graph shows that, 78 percent of students said Always effective, 13 percent of students said Sometimes effective, 6 percent of students said Just satisfactorily, 1 percent of students said Very Poor communication, 2 percent of students said Generally ineffective.

4. The teacher's approach to teaching can best be described as



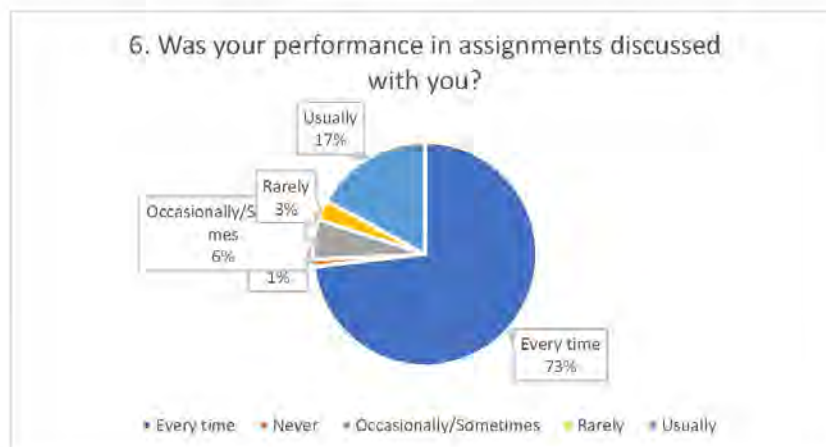
Conclusion: - The Teacher's approach to teaching Graph shows that, 54 percent of students said Excellent, 33 percent of students said Very good, 12 percent of students said Good, 1 percent of students said Fair.

5. Fairness of the internal evaluation process by the teachers.



Conclusion: - The Teacher's fairness of the internal evaluation Graph shows that, 75 percent of students said Always fair, 18 percent of students said Usually fair, 4 percent of students said Sometimes unfair, 1 percent of students said Usually unfair, 2 percent of students said Usually unfair.

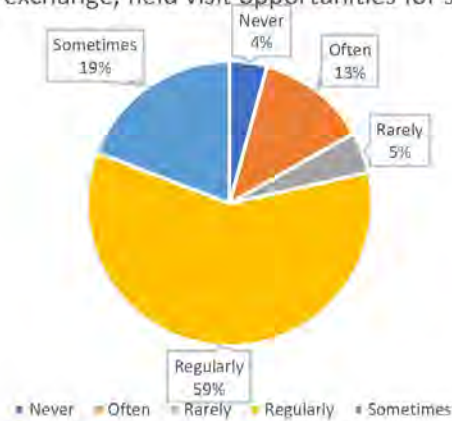
6. Was your performance in assignments discussed with you?



Conclusion: - The performance in assignments discuss Graph shows that, 73 percent of students said Every time, 17 percent of students said Usually, 6 percent of students said Sometimes, 3 percent of students said Rarely, 1 percent of students said Never.

7. The institute takes active interest in promoting internship, student exchange, field visit opportunities for students.

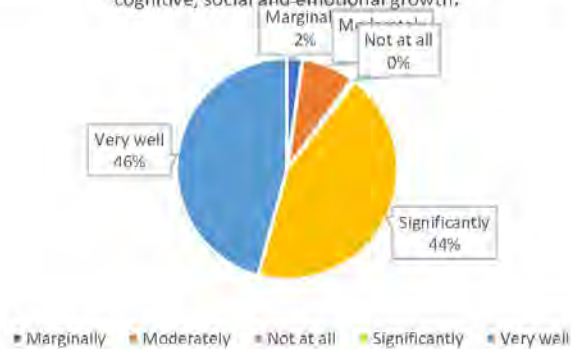
7. The institute takes active interest in promoting internship, student exchange, field visit opportunities for students.



Conclusion: - The institute takes active interest in promoting internship, student exchange, field visit opportunities for students Graph shows that, 59 percent of students said Regularly, 19 percent of students said Sometimes, 13 percent of students said Often, 4 percent of students said Never, 4 Percent of students said Rarely.

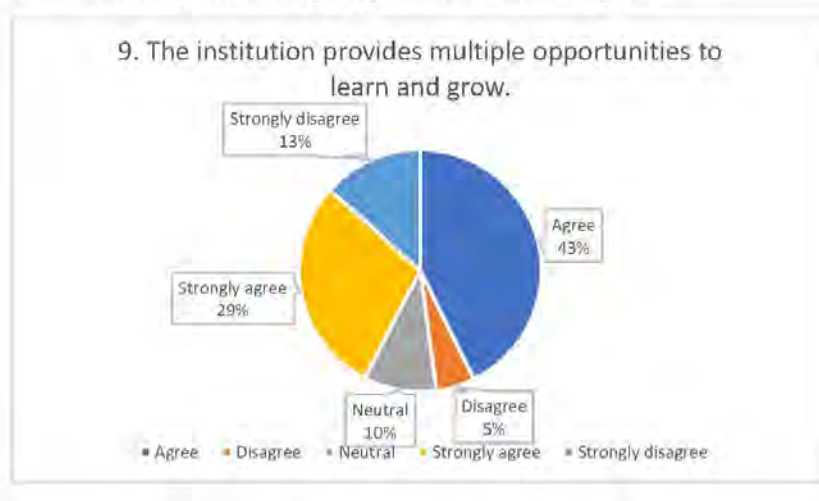
8. The teaching and mentoring process in your institution facilitates you in cognitive, social and emotional growth.

8. The teaching and mentoring process in your institution facilitates you in cognitive, social and emotional growth.



Conclusion: - 'The teaching and mentoring process in your institution facilitates you in cognitive, social, and emotional growth for students Graph shows that, 46 percent of students said Very Well, 44 percent of students said Significantly, 8 percent of students said Moderately, 2 Percent of students said Marginally.

9. The institution provides multiple opportunities to learn and grow.



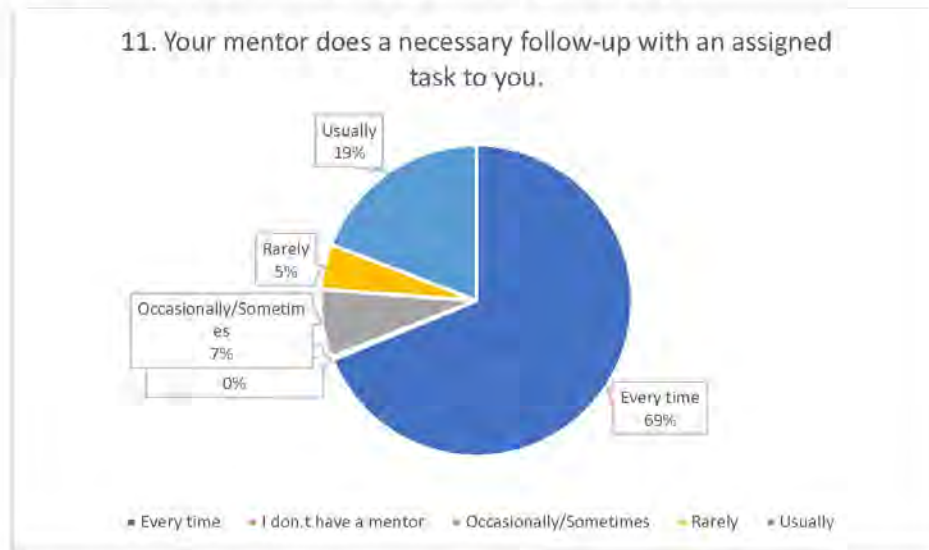
Conclusion: - The institution provides multiple opportunities to learn and grow for students Graph shows that, 43 percent of students said Agree, 29 percent of students said Strongly agree, 13 percent of students said Strongly disagree, 5 percent of students said Disagree, 10 Percent of students said Neutral.

10. Teachers inform you about your expected competencies, course outcomes and programme outcomes.



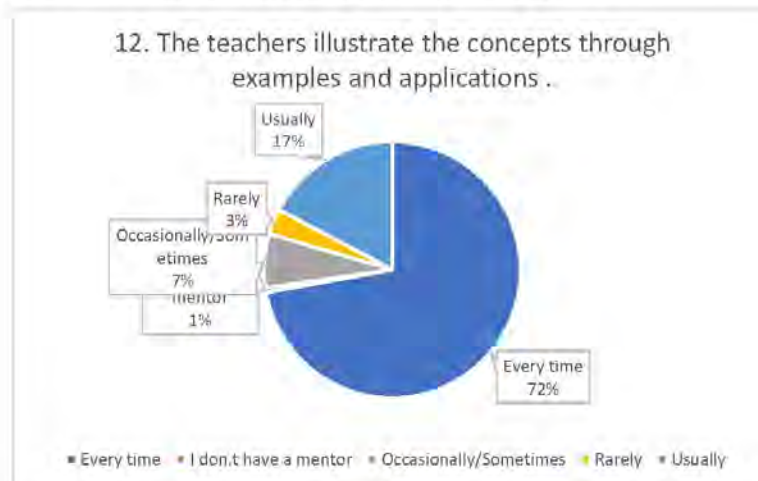
Conclusion: - Teachers inform you about your expected competencies, course outcomes and programme outcomes for students Graph shows that, 77 percent of students said Every time, 15 percent of students said Usually, 4 percent of students said Sometimes, 3 percent of students said Rarely & 1 percent students said Naver.

11. Your mentor does a necessary follow-up with an assigned task to you.



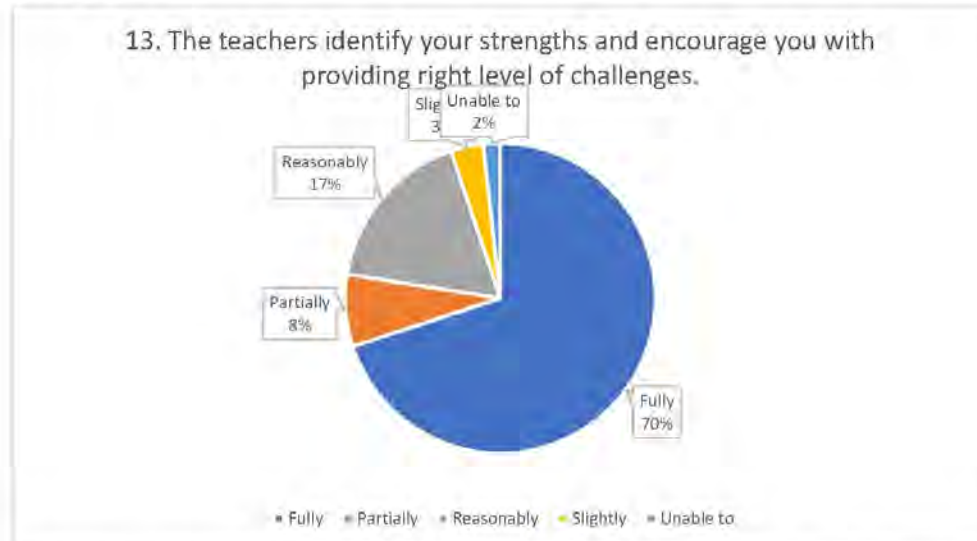
Conclusion: - The Your mentor does a necessary follow-up with an assigned task to you for students Graph shows that, 69 percent of students said Every time, 19 percent of students said Usually, 7 percent of students said Sometimes, 5 percent of students said Rarely.

12. The teachers illustrate the concepts through examples and applications.



Conclusion: - The teachers illustrate the concepts through examples and applications for students Graph shows that, 72 percent of students said Every time, 17 percent of students said Usually, 7 percent of students said Sometimes, 3 percent of students said Rarely.,1 percent of students said They don't have mentor.

13. The teachers identify your strengths and encourage you with providing right level of challenges.



Conclusion: - The teachers identify your strengths and encourage you with providing right level of challenges for students Graph shows that, 70 percent of students said fully, 17 percent of students said Reasonable, 8 percent of students said Partially, 3 percent of students said Slightly & 2 percent of students said Unable to.

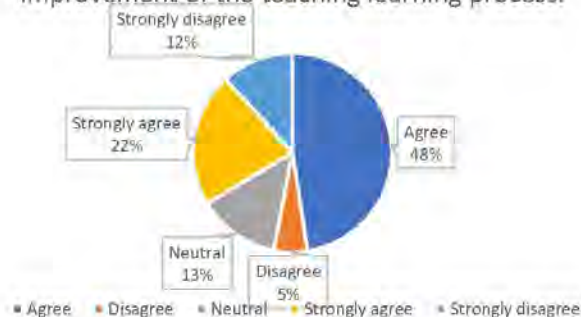
14. Teachers are able to identify your weaknesses and help you to overcome them.



Conclusion: - The Teachers can identify your weaknesses and help you to overcome them for students Graph shows that, 70 percent of students said Every time, 18 percent of students said Usually, 5 percent of students said Sometimes, 4 percent of students said Rarely & 3 % percent off students said Never.

15. The institution makes effort to engage students in the monitoring, review and continuous quality improvement of the teaching learning process.

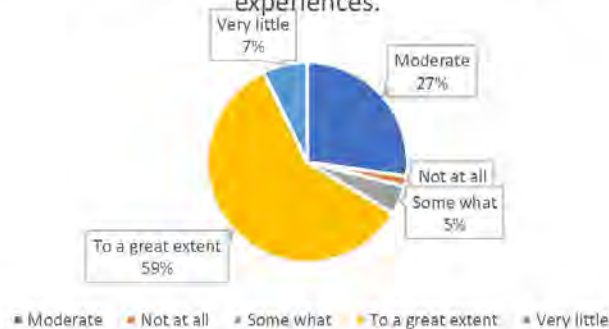
15. The institution makes effort to engage students in the monitoring, review and continuous quality improvement of the teaching learning process.



Conclusion: - The institution makes effort to engage students in the monitoring, review and continuous quality improvement of the teaching learning process for students Graph shows that, 48 percent of students said Agree, 22 percent of students said Strongly agree, 5 percent of students said Strongly disagree, 13 percent of students said Neutral, 5 Percent of students said Disagree.

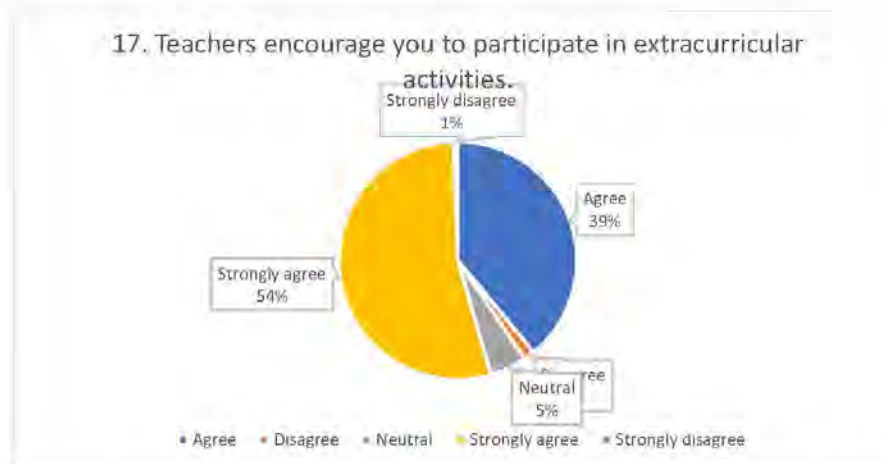
16. The institute/ teachers use student centric methods, such as experiential learning, participative learning and problem-solving methodologies for enhancing learning experiences.

16. The institute/ teachers use student centric methods, such as experiential learning, participative learning and problem solving methodologies for enhancing learning experiences.



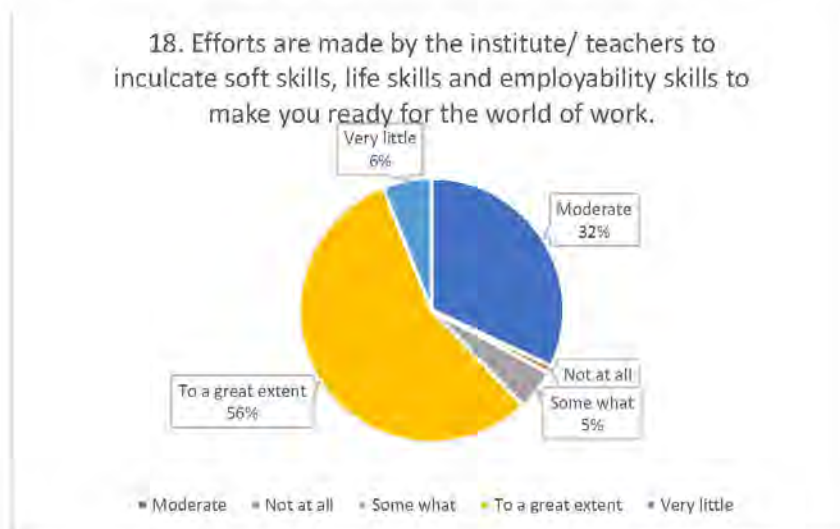
Conclusion: - The institute/ teachers use student centric methods, such as experiential learning, participative learning and problem-solving methodologies for enhancing learning experience for students Graph shows that, 59 percent of students said to a great extent, 27 percent of students said Moderate, 7 percent of students said Very little, 1 percent of students said Not at all, 5 Percent of students said Somewhat.

17. Teachers encourage you to participate in extracurricular activities.



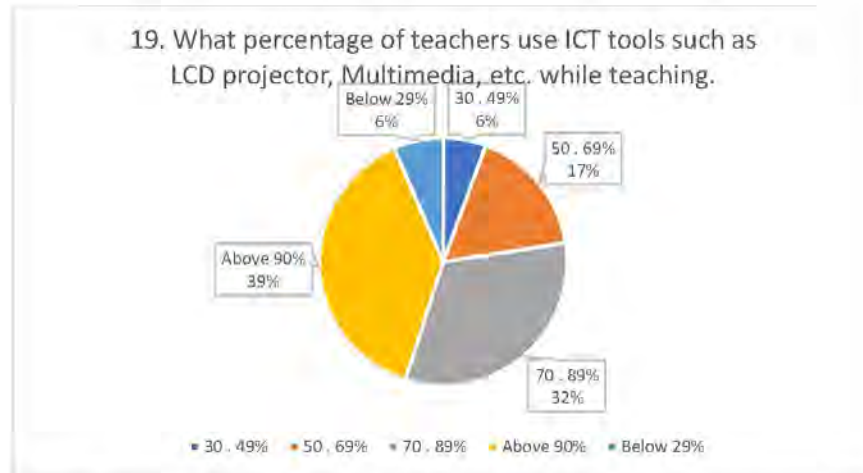
Conclusion: - The Teachers encourage you to participate in extracurricular activities for students Graph shows that, 54 percent students said Strongly Agree, 39 percent students said Agree, 5 percent students said Neutral, 1 student said Strongly disagree, 1 percent students said Disagree.

18. Efforts are made by the institute/ teachers to inculcate soft skills, life skills and employability skills to make you ready for the world of work.



Conclusion: - The Efforts are made by the institute/ teachers to inculcate soft skills, life skills and employability skills for students Graph shows that, 56 percent of students said To a great extent, 32 percent of students said Moderate, 6 percent of students said Very little, 1 percent of students said Not at all, 5 Percent of students said Somewhat.

19. What percentage of teachers use ICT tools such as LCD projector, Multimedia, etc. while teaching.



Conclusion: - The percentage of teachers use ICT tools such as LCD projector, Multimedia, etc. while teaching for students Graph shows that, 39 percent students said above 90 percent, 32 percent students said 70-89 %, 17 percent students said 50-59 %, 6 percent students said 30-49 %, 6 percent students said Below 29 %.

20. The overall quality of teaching-learning process in your institute is very good.



Conclusion: - The Teachers encourage you to participate in extracurricular activities for students Graph shows that, 31 percent of students said Strongly Agree, 40 percent of students said Agree, 10 percent of students said Neutral, 14 percent of students said Strongly disagree, 5 Percent of students said Disagree.

14. Any other suggestion/comments: (इतर कोणत्याही सूचना / टिप्पण्याः)

- Provide facility of water in commerce department separate.
- Apply college and computer account subject shiksha pahije
- Ask us about how we feel about the assessment and overall learning experience so that you can work accordingly.
- Assignment work make much pressure
- Clean classroom
- Digital board
- Digital education
- Drawing competition
- E-learning
- Experience teachers is needed
- Extracurricular activities
- Improve to the student activity
- Improving the quality of higher educational institution
- Increase student skills
- It's given better knowledge for me. Use the better graphics and visual media to engage students well.
- Library every time open
- Make teaching two-way interaction.
- Online exam honi chahiye
- Painting class
- Please put Cooler in the class
- Try to reach every student and ask for their doubt
- Utilize a variety of technology options, try something different
- Visit for industrial knowledge
- विद्यार्थ्यांना वैयक्तिक पातळीवर समजून घ्यायला हवे.
- विविध समान घटक विविध शिक्षकांकडून वेगळ्या प्रकारे शिकायला मिळतात
- To provide the career counselling courses
-

NIRF

National Institutional Ranking Framework

Ministry of Education

Government of India

Welcome to Data Capturing System: COLLEGE

Submitted Institute Data for NIRF 2022

Institute Name: Adarsh Science, Jairamdas Bhagchand Arts & Birla Commerce College, Dhamangaon Rly. [IR-C-C-43042]

Sanctioned (Approved) Intake

Academic Year	2020-21	2019-20	2018-19	2017-18	2016-17	2015-16
UG [3 Years Program(s)]	700	700	700	-	-	-
PG [2 Year Program(s)]	240	240	-	-	-	-

Total Actual Student Strength (Program(s) Offered by Your Institution)

(All programs of all years)	No. of Male Students	No. of Female Students	Total Students	Within State (Including male & female)	Outside State (Including male & female)	Outside Country (Including male & female)	Economically Backward (Including male & female)	Socially Challenged (SC+ST+OBC including male & female)	No. of students receiving full tuition fee reimbursement from the State and Central Government	No. of students receiving full tuition fee reimbursement from Institution Funds	No. of students receiving full tuition fee reimbursement from the Private Bodies	No. of students who are not receiving full tuition fee reimbursement
UG [3 Years Program(s)]	387	917	1314	1314	0	0	4	451	455	0	0	0
PG [2 Year Program(s)]	105	281	386	386	0	0	13	225	238	0	0	0

Placement & Higher Studies

UG [3 Years Program(s)]: Placement & higher studies for previous 3 years

Academic Year	No. of first year students intake in the year	No. of first year students admitted in the year	Academic Year	No. of students graduating in minimum stipulated time	No. of students placed	Median salary of placed graduates(Amount in Rs.)	No. of students selected for Higher Studies
2016-17	720	571	2018-19	188	0	0(Zero)	140
2017-18	700	635	2019-20	199	0	0(Zero)	134
2018-19	700	641	2020-21	345	4	132000(One lac thirty two thousand only)	143

PG [2 Years Program(s)]: Placement & higher studies for previous 3 years

Academic Year	No. of first year students intake in the year	No. of first year students admitted in the year	Academic Year	No. of students graduating in minimum stipulated time	No. of students placed	Median salary of placed graduates(Amount in Rs.)	No. of students selected for Higher Studies
2017-18	200	141	2018-19	55	14	61000(Sixty one thousand)	0
2018-19	240	144	2019-20	96	1	84000(Eighty four thousand)	0
2019-20	240	167	2020-21	160	12	158000(One lac fifty six thousand)	0

Financial Resources: Utilised Amount for the Capital expenditure for previous 3 years

Academic Year	2020-21	2019-20	2018-19
	Utilised Amount	Utilised Amount	Utilised Amount
Annual Capital Expenditure on Academic Activities and Resources (excluding expenditure on buildings)			
Library	100793 (One lac nine thousand seven hundred ninety three only)	127766 (One lac twenty seven thousand seven hundred ninety eight)	224080 (Two lac twenty four thousand nine hundred sixty)
New Equipment for Laboratories	277854 (Three lac seventy seven thousand nine hundred fifty four)	679269 (Six lac seventy nine thousand two hundred sixty eight)	359851 (Three lac fifty six thousand eight hundred fifty one)
Other expenditure on creation of Capital Assets (excluding expenditure on Land and Building)	38550 (Thirty eight thousand five hundred fifty)	198707 (One lac ninety eight thousand seven hundred seven)	60300 (Sixty thousand three hundred)

Financial Resources: Utilised Amount for the Operational expenditure for previous 3 years

Academic Year	2020-21	2019-20	2018-19
	Utilised Amount	Utilised Amount	Utilised Amount
Annual Operational Expenditure			
Salaries (Teaching and Non Teaching staff)	75023230 (Seven crore fifty lac twenty three thousand two hundred thirty)	57116514 (Five crore seventy one lac sixteen thousand five hundred fourteen)	54237490 (Five crore forty two lac thirty seven thousand four hundred ninety)
Maintenance of Academic Infrastructure or consumables and other running expenditures(excluding maintenance of hostel and allied services,rent of the building, depreciation cost, etc)	830159 (Eight lac thirty thousand one hundred fifty nine)	1746736 (Seventeen lac forty six thousand seven hundred thirty six)	1381081 (Thirteen lac eighty one thousand eighty one one)
Seminars/Conferences/Workshops	0 (Zero)	0 (Zero)	0 (Zero)

PCS Facilities: Facilities of physically challenged students

1. Do your institution buildings have Lifts/Ramps?	Yes, more than 60% of the buildings
2. Do your institution have provision for walking aids, including wheelchairs and transportation from one building to another for handicapped students?	No
3. Do your institution buildings have specially designed toilets for handicapped students?	Yes, more than 60% of the buildings

Faculty Details

Srno	Name	Age	Designation	Gender	Qualification	Experience (In Months)	Currently working with institution?	Joining Date	Leaving Date	Association type
1	Tripathiwar Vinayak Mahadervao	60	Associate Professor	Male	Ph.D	408	Yes	27-07-1987	---	Regular
2	Brappatre Kishor Hemraj	46	Assistant Professor	Male	Ph.D	265	Yes	01-07-1998	---	Regular
3	Dandam Sandip Tukaram	42	Assistant Professor	Male	NET	144	Yes	17-07-2009	---	Regular
4	Maveale Maya V	49	Assistant Professor	Female	Ph.D	69	Yes	28-10-2015	---	Regular
5	Shrungere Dipak Kondiba	51	Associate Professor	Male	Ph.D	297	Yes	01-10-1996	---	Regular
6	Manhare Gachin Vijayrao	35	Assistant Professor	Male	Ph.D	144	Yes	17-07-2006	---	Regular

7	Barulkar Jitendrasingh Gangasinh	36	Assistant Professor	Male	SET	90	Yes	01-02-2014	--	Regular
8	Onkar Suresh Gulabrao	59	Professor	Male	Ph.D	407	Yes	18-08-1987	--	Regular
9	Kuralkar Rushikumar Rupraj	47	Other	Male	Ph.D	233	Yes	15-03-2002	--	Regular
10	Suryawanshi Jitendra Ghanshyam	40	Assistant Professor	Male	SET	144	Yes	17-07-2009	--	Regular
11	Nagpure Narendra Kandrui	45	Assistant Professor	Male	Ph.D	71	Yes	26-08-2015	--	Regular
12	Budhani Ganesh Nichalmal	60	Associate Professor	Male	Ph.D	444	Yes	26-07-1984	--	Regular
13	Patil Sanjay Datta	51	Assistant Professor	Male	Ph.D	296	Yes	29-08-1986	--	Regular
14	Bayaskar Sudhir Naraynarao	44	Associate Professor	Male	Ph.D	144	Yes	17-07-2009	--	Regular
15	Patil Shrikant Prakash	35	Assistant Professor	Male	NET	90	Yes	01-02-2014	--	Regular
16	Thool Vijay Shankarrao	57	Associate Professor	Male	M.Sc(Phy)	384	Yes	28-07-1999	--	Regular
17	Chinchamlatpure Ajay Vitthalrao	49	Other	Male	Ph.D	219	Yes	01-04-2003	--	Regular
18	Mendhe Girish Shriramji	39	Assistant Professor	Male	SLET	90	Yes	01-02-2014	--	Regular
19	Rodge Suryakant Anandrao	56	Associate Professor	Male	Ph.D	395	Yes	23-08-1988	--	Regular
20	Naranje Anand Gangadhar	44	Professor	Male	Ph.D	217	Yes	19-06-2003	--	Regular
21	Rangari Ashwina Nikantrao	39	Assistant Professor	Female	Ph.D	144	Yes	17-07-2009	--	Regular
22	Dahake Rupesh Rameshrao	36	Assistant Professor	Male	Ph.D	71	Yes	26-08-2015	--	Regular
23	Gandole Yogendra Babarao	56	Dean / Principal / Director / Vice Chancellor	Male	Ph.D	395	Yes	23-08-1988	--	Regular
24	Singhavi Nitin Pyarelal	57	Assistant Professor	Male	M. Phil	193	Yes	19-06-2005	--	Regular
25	Band Anil Bhaurao	41	Assistant Professor	Male	SET	90	Yes	01-02-2014	--	Regular
26	Kopulwar Madhuri Yogendra	56	Other	Female	Ph.D	384	Yes	27-07-1989	--	Regular
27	Qureshee Syed Obaid	43	Professor	Male	Ph.D	195	Yes	13-04-2005	--	Regular
28	Sadafe Vishnu Anandrao	40	Assistant Professor	Male	Ph.D	90	Yes	01-02-2014	--	Regular
29	Saurabh A Ghogare	31	Assistant Professor	Male	Ph.D	18	Yes	01-02-2020	--	Regular
30	Harshal P Mungse	35	Assistant Professor	Male	Ph.D	18	Yes	01-02-2020	--	Regular
31	Pravin M Kechhe	36	Assistant Professor	Male	SET	18	Yes	01-02-2020	--	Regular
32	Furquan A K C Pathan	40	Assistant Professor	Male	Ph.D	18	Yes	01-02-2021	--	Regular
33	Nilesh A Sonone	36	Assistant Professor	Male	Ph.D	18	Yes	01-02-2020	--	Regular
34	Swapnil K Shelke	32	Assistant Professor	Male	NET	18	Yes	01-02-2020	--	Regular
35	Poonam M Gahukar	39	Assistant Professor	Female	Ph.D	18	Yes	01-02-2020	--	Regular
36	Shilpa G Vidhale	39	Assistant Professor	Female	Ph.D	18	Yes	01-02-2020	--	Regular
37	Shweta S Sharma	31	Assistant Professor	Female	Ph.D	18	Yes	01-02-2020	--	Regular
38	Kamble Vilas Adinath	61	Professor	Male	Ph.D	431	No	26-08-1984	31-07-2020	Regular

WORKSHOPS AND SEMINARS

Dhamangaon Education Society's
(Hindi Linguistic Minority Educational Institution)

Adarsha Science, J.B. Arts & Birla Commerce Mahavidyalaya,
Dhamangaon Rly., Dist. Amravati, Maharashtra 444709

NAAC RE ACCREDITED 'B++' GRADE (CGPA 2.81)

Two Days' National Level Webinar on
Intellectual Property Rights & Patenting:
Roadmap to make India the next Innovation Hub

Objective

The Webinar is not only intended to create awareness about IPRs in regard to copyright and patents but also to provide insight into practical applications of IP such as patent, drafting, validity search and scholarly publishing.

Target Participants

Research scholars, Academicians, PG Students and Innovators

Resource Persons



Dr. Mohan R. Kherde
Director, Knowledge Resource Centre
Sant Gadge Baba Amravati University, Amravati.



Prof. S. S. Sandhu
Dept. of Biological Science
R. D. University, Jabalpur (MP)

Schedule of the Webinar

<p>Date: 23.08.2021 Time: 01.00 PM to 02.30 PM Resource person: Dr. Mohan R. Kherde Topic: IPR & Copyrights</p> <p><small>IPR and its applications in improving innovation ecosystem Significance of IPR in research & scholarly publishing Copyrights issues in the technological world Barriers in the process of getting copyrights</small></p>	<p>Date: 24.08.2021 Time: 01.00 PM to 02.30 PM Resource person: Prof. S.S. Sandhu Topic: Patenting</p> <p><small>Patents – overview, importance in the field of research Process of patent registration in India as well as abroad Rights and duties of patentee Process of patent protection Barriers in the process of getting patent</small></p>
--	---

Expected Outcomes

- The participants will be able to understand the IPR, Copyrights and Patenting process as well.
- The delegates will know how to overcome the hurdles in the process of intellectual publishing and process of filing the Patents.
- The research scholars and young scientists will be able to file their patents at their own.
- The participants will get the detailed legal knowledge of IPR and Patenting.

Convener
Dr. Yogendra B. Gandole
Principal
Adarsha Science, J.B. Arts &
Birla Commerce Mahavidyalaya,
Dhamangaon Rly, Dist : Amravati. 444709

Organizer
Knowledge Resource Centre & IQAC
Adarsha Science, J.B. Arts &
Birla Commerce Mahavidyalaya,
Dhamangaon Rly, Dist : Amravati. 444709

Organizing Committee

1. Dr. R.R. Kuralkar, 2. Dr. A.G. Naranje,
3. Shrikant P. Patil, 4. Rupesh R. Dahake 5. Dr. H. P. Mungse, 6. Dr. Miss S. S. Sharma

Online link for the Registration of Webinar
<https://forms.gle/i5b3DRxRw9JqcRsR6>

For registration



Scan Here

Contact Us

Dr. R. R. Kuralkar
9422913772

Dr. H. P. Mungse
9370115131

After successful registration for the webinar, separate WhatsApp group link will be given to the participants for further communication. Instructions regarding webinar and webinar certificate related information will be provided separately to the participants on WhatsApp group



सत्यमेव जयते



Government of India
Ministry of Commerce and Industry
Department for Promotion of Industry and Internal Trade
Office of the Controller General of Patents, Designs and Trade Marks

CERTIFICATE OF APPRECIATION

Presented to

**ADARSHA SCIENCE, J. B. ARTS & BIRLA COMMERCE
MAHAVIDYALAYA, DHAMANGAON RLY, AMRAVATI**

*In recognition of active participation in the **National Intellectual Property Awareness Mission (NIPAM)** launched by the Government of India on the occasion of the 75th anniversary of independence under the banner "Azadi Ka Amrit Mahotsav" to create widespread awareness on Intellectual Property Rights (IPR). The exceptional contribution in successfully organizing the awareness programme on **September 06, 2022** in association with **RGNIIPM, Nagpur** by providing your valuable time and support is highly appreciated.*

Solicit your continued support for outreach of IPR far and wide.



**Date: September 08,
2022**

(Prof. (Dr) Unnat P. Pandit)
CONTROLLER GENERAL OF
PATENTS, DESIGNS & TRADE MARKS



1. Commemorate the 134th Birth Anniversary of Srinivasa
Ramanujan Iyenger National Mathematics Day - 2021



**UNIVERSITY LEVEL WORKSHOP
ON
NET/SET GUIDANCE IN MATHEMATICAL SCIENCE**

Dec . 22 , 2021

Inaugural function

Sir / Madam,

You are cordially invited to grace the inaugural function of
Workshop on NET / SET Guidance in Mathematical Science

Chairperson

Dr. T.R. Deshmukh
Registrar,
SGBAU, Amravati.

Chief guest

Dr. G.S. Khadekar
Associate Dean, Faculty of
Science & Technology
RTM, Nagpur University, Nagpur

Chief guest

Dr. G.L. Gulhane
HOD, Deptt. of Education
SGBAU, Amravati

Guest of Honour

Dr. S.D. Katore
Former HOD, Mathematics
SGBAU, Amravati.

Dr. V.B. Raut
Principal,
M.M. College Darwaha.

Dr. P.A. Pawar
Hc, HOD, Mathematics
SGBAU, Amravati

Dr. R. D. Deshmukh
Principal, R.D.I.K & K.D
College Badnera.

Dr. Y.B. Gandole
Principal, Adarsha Science, J.B Arts &
Birla Commerce Mahavidyalaya, Dhumangaon Rly.

Dr. A. P. Charjan
Principal, Shri. R.G. Rathod
Arts & Science College, Murtizapur

Date : Dec. 22, 2021 Time : 10:00 a.m.

Venue

Dr. K.G. Deshmukh Hall
Sant Gadge Baba Amravati University, Amravati.

RSVP

Dr. V. G. Mete
Head, Department of Mathematics
R.D.I.K & K.D College Badnera.

Dr. S. N. Bayaskar
Head, Department of Mathematics
Adarsha Science, J.B Arts & Birla
Commerce Mahavidyalaya
Dhumangaon Rly.

Dr. A.S. Nimkar
Head, Department of Mathematics
Shri. R.G. Rathod Arts & Science College, Murtizapur



On the Occasion of
National Mathematics Day-2021

Dr. G. S. Ramesh & Dr. J. S. Ramesh
Govt. of Maharashtra, Government

Workshop



**NET/SET GUIDANCE
MATHEMATICAL**

Wednesday, Dec. 22

Targeted to
Department of Mathematics
Savitriba Phule Arts & Science University, Pune-411
Rajawade Re-constructed with the State
of Maharashtra
Department of Mathematics
H. B. K. & P. D. College, Pune
Autonomous Institute, J. B. Arts and B. B. Commerce & Management Studies, Pune
& Savitriba Phule Arts & Science College, Mumbai

ग माडगे न

University Level Workshop on NET/SET Guidance

Date: 22/12/2021





वैश्विक संस्कृत मंच, महाराष्ट्र प्रांत
एवं

स्व. मदनगोपाल मुंढडा कला, वाणिज्य और विज्ञान महाविद्यालय,
चांदूर रेल्वे, जि. अमरावती
तथा

आदर्श विज्ञान, जयरामदास भागचंद कला तथा बिरला वाणिज्य महाविद्यालय,
धामणगाव रेल्वे, जि. अमरावती

के संयुक्त तत्त्वावधान मे आयोजित

राष्ट्रीय ई-संगोष्ठी

विषय - मेघदूत- प्रकृति का अद्भुत सफर

गुरुवार, दिनांक - २०/०९/२०२२

समय - दोपहर ४ से ६

अध्यक्ष



डॉ. जयंत कारमोरे
प्राचार्य
स्व. मदनगोपाल मुंढडा महाविद्यालय
चांदूर रेल्वे

प्रेरणास्थान



श्री. सुधीरभाऊ शेंडे
अध्यक्ष
अशोक शिक्षण संस्था
अशोकनगर

पथ प्रदर्शक



डॉ. वाय.बी. गांडोळे
प्राचार्य
आदर्श महाविद्यालय
धामणगाव रेल्वे

विशेष उपस्थिती



प्रा. डॉ. जयश्री साठे
अध्यक्ष, वैश्विक संस्कृत मंच, महाराष्ट्र प्रांत
एवं (भूतपूर्व) प्र- कुलगुरु तथा
प्रधान संपादक (संस्कृत विश्वकोश)
डेक्कन कॉलेज, अभिमत विद्यापीठ पुणे
महाराष्ट्र

प्रमुख वक्ता



डॉ. पराग जोशी
प्रोफेसर, भाषा और साहित्य विभाग
कविकुलगुरु कालिदास संस्कृत विश्वविद्यालय
रामटेक, जि. नागपूर

परामर्शदाता



डॉ. राजेश कुमार मिश्र
सचिव, वैश्विक संस्कृत मंच
तथा सहाय्यक प्राध्यापक, न.न.प्र.
संस्कृति मंत्रालय, भारत सरकार

समन्वयक



डॉ. मीनाक्षी भांदककर
सहाय्यक प्राध्यापक तथा विभाग प्रमुख
स्व. मदनगोपाल मुंढडा महाविद्यालय
चांदूर रेल्वे, जि. अमरावती.



डॉ. पूनम गहकर
सहाय्यक प्राध्यापक तथा विभाग प्रमुख
आदर्श महाविद्यालय
धामणगाव रेल्वे, जि. अमरावती.



Q4XQ+28F, Lunawat Nagar, Dhamangaon, Maharashtra 444709, India

Latitude 20.796918° Longitude 78.138166°

LOCAL 12:39:56 GMT 07:09:56 TUESDAY 12.21.2021 ALTITUDE 0 METER



Rajdhani Nagar, Infront of Adarsha College, Lunawat Nagar, Dattapur Dhamangaon,
Maharashtra 444709, India

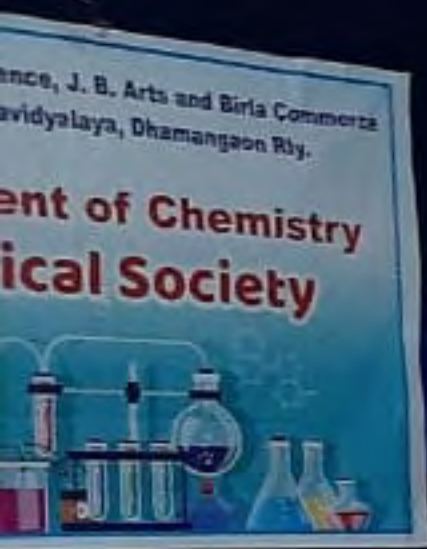
Latitude 20.797278° Longitude 78.138813°

LOCAL 11:25:22 GMT 05:55:22 FRIDAY 01.07.2022 ALTITUDE 0 METER



स्वाध्यायम् प्रादः
स्वाध्यायः फलदायकः
श्रुत्वा कलः नयः





- GOALS OF GREEN TECHNOLOGY**
- 1. **REDUCE** - Fuel, Plastic, Energy consumption, Reduce carbon waste
 - 2. **RECYCLING** - Paper, Plastic, Glass, Biomass, Garbage
 - 3. **RENEWABLE ENERGY** - Wind power, Solar power, Hydro power, Biomass
 - 4. **REPLACE** - Replace the use of toxic materials
 - 5. **RESPONSIBILITY** - Don't waste resources, Respect the environment, Reduce carbon waste



महर्षि भारद्वाज विद्यापीठ
महर्षि भारद्वाज विद्यापीठ
महर्षि भारद्वाज विद्यापीठ





CERTIFICATE

This is to Certify that

**DHAMANGAON EDUCATION SOCIETY'S
ADARSHA SCIENCE, J.B. ARTS & BIRLA COMMERCE
MAHAVIDYALAYA
(NAAC REACCREDITED B++GRADE)**

DHAMANGAON RLY., DISTT. AMRAVATI, MAHARASHTRA-444709, INDIA

has been independently assessed and is compliant with the requirement of:

ISO 9001:2015

(Quality Management System)

This certificate is applicable to the following product or service ranges:

**PROVIDING THE EDUCATION IN THE FACULTIES OF ARTS,
SCIENCE & COMMERCE FOR THE COURSES LIKE B.A., B.SC,
B.COM, AND RESEARCH PROGRAMS**

Certificate No.: **SPC22Q6862**

Date of Initial Registration 23-03-2022

1st Surveillance audit on or before: 22-03-2023

2nd Surveillance audit on or before: 22-03-2024

Date of Re-Certification : 23-03-2025

Authorised Signatory

SP Certification Limited

130, Old Street, London,
EC1V9BD, U.K.

Email: info@spcertification.co.uk

www.spcertification.co.uk

Company No. 11668116



Accredited by Accreditation Forum of International Standards [AFIST (UK) LTD.]

2, Park View Road, Leeds, LS4 2LG, United Kingdom (UK), Email : info@afist.org, Website : www.afist.org

The approval is subject to the company maintaining its system to the required standards, which will be monitored by SPC. The Certificate remains the property of SPC and must be returned on request.

To check validity of this certificate please visit www.spcertification.co.uk and www.afist.org