



Dhamangaon Education Society's  
(Hindi Linguistic Minority Educational Institution)

**Adarsha Science, J.B. Arts & Birla Commerce Mahavidyalaya**  
**Dhamangaon Rly., Dist. Amravati, Maharashtra, India-444709**



☎ 07222237045 Fax: 07222237087

NAAC RE-ACCREDITED 'B++' GRADE (CGPA 2.81)

e-mail: amvdmn2010@gmail.com

## 2.6.2 Attainment of program outcomes, program-specific outcomes, and course outcomes: -

Outcome-based education system being practiced from 2020-21 for the undergraduate & postgraduate courses in the college. Course outcomes mean how students will be able to demonstrate knowledge and values after completion of the course. At the end of every semester course, outcome attainment is measured with PO/PSO. Each course has well-defined course outcomes evaluation criteria. The course outcomes are mapped to the program outcomes which are useful to provide the quantitative measurement of the program outcome achieved. The process of Program outcome assessment is based on the following methods: - Unit test, common test examination, University exam performance, Assignment, Projects, Practical performance, Internship, Field study, Group discussion, Seminar, Debate Competition, Sports Competition, Participation in college level or university level competition, Student participation in various social activities like tree plantation, NCC, NSS related activities consider in PSO & CO attainment by the students. Alongside these various methods, our college students are evaluated regularly based on their behavior in class, participation in college activities, class discussion, and overall class conduct. & Student feedback on Learning Outcome.

### Program Outcome Attainment

Program outcome attainment measurements are identified to measure the progress of the students. The Assessment methods include Direct & Indirect methods. The process of Program outcome assessment is based on the following methods: - Unit test, common test examination, University exam performance, Assignment, Projects, Practical performance, Internship, Field study, Group discussion, Seminar, Debate Competition, Sports Competition, Participation in college level or university level competition, Student participation in various social activities like tree plantation, NCC, NSS related activities consider in PSO & CO attainment by the students. Alongside these various methods, our college students are evaluated regularly based on their behavior in class, participation in college activities, class discussion, and overall class conduct.

#### Parameter: - I (Final Year Examination)

4 (Very Good): - 75-100 % of students successfully passed their respective courses in the Final Year Examination.

3 (Good): - 50-74 % of students successfully pass their respective courses in the Final Year Examination.

2 (Satisfactory): - 26-49 % of students successfully pass their respective courses in the Final Year Examination.

1 (Unsatisfactory): - 0-25 % of students successfully passed their respective courses in the Final Year Examination.

Program Outcome Attainment					
S.N.	Name of the Examination	No. of Students Appear for Exam	No. of Students Passed in the Exam	Result Percentage (%)	PO Attainment Level

### Program Specific Outcome Attainment

Program-specific outcome attainment measurements are identified to measure the progress of the students. The Assessment methods include Direct & Indirect methods. The process of PSO assessment is based on the following methods: - Unit test, common test examination, University exam performance, Assignment, Projects, Practical performance, Internship, Field study, Group discussion, Seminar, Debate Competition, Sports Competition,

Participation in college level or university level competition, Student participation in various social activities like tree plantation, NCC, NSS related activities consider in PSO & CO attainment by the students. Alongside these various methods, our college students are evaluated regularly based on their behavior in class, participation in college activities, class discussion, and overall class conduct.

**According to the below parameters, the attainment of Program Specific Outcome of the various courses offered by the college is measured.**

**Parameter: - I (Students Passing Rate)**

- 4 (Very Good): - 75-100 % of students successfully passed the Year End Examination.
- 3 (Good): - 50-74 % of students successfully passed the Year End Examination.
- 2 (Satisfactory): - 26-49 % of students successfully passed the Year End Examination.
- 1 (Unsatisfactory): - 0-25 % of students successfully passed the Year End Examination.

**Parameter: - II (Students Distinction Rate)**

- 4 (Very Good): - 75-100 % of students successfully passed in the Year End Examination with distinction.
- 3 (Good): - 50-74 % of students successfully passed in the Year End Examination with distinction.
- 2 (Satisfactory): - 26-49 % of students successfully passed in the Year End Examination with distinction.
- 1 (Unsatisfactory): - 0-25 % of students successfully passed in the Year End Examination with distinction.

**Parameter: - III (Students First Class Rate)**

- 4 (Very Good): - 75-100 % of students successfully passed in the Year End Examination with First class.
- 3 (Good): - 50-74 % of students successfully passed in the Year End Examination with First class.
- 2 (Satisfactory): - 26-49 % of students successfully passed in the Year End Examination with First class.
- 1 (Unsatisfactory): - 0-25 % of students successfully passed in the Year End Examination with First class.

**Parameter: - IV (Students Second Class Rate)**

- 1 (Unsatisfactory): - 75-100 % of students successfully passed in the Year End Examination with the Second class.
- 2 (Satisfactory): - 50-74 % of students successfully passed in the Year End Examination with the Second class.
- 3 (Good): - 26-49 % of students successfully passed the Year End Examination with the Second class.
- 4 (Very Good): - 0-25 % of students successfully passed the Year End Examination with the Second class.

**Parameter: - V (Students Third Class Rate)**

- 1 (Unsatisfactory): - 75-100 % of students successfully passed in the Year End Examination with Third Class.
- 2 (Satisfactory): - 50-74 % of students successfully passed in the Year End Examination with Third Class.
- 3 (Good): - 26-49 % of students successfully passed in the Year End Examination with Third Class.
- 4 (Very Good): - 0-25 % of students successfully passed in the Year End Examination with Third Class.

**According to the below parameters, the attainment of the Program Outcome of the various courses offered by the college is measured.**

Program Specific Outcome Attainment																	
S.N.	Name of the Examination	No.of Students Appeard For Exam	No.of Students Passed in the Final Year Exam	Result Percentag e(%)	No.of Students Passed In First Class	No.of Students Passed In Second Class	No.of Students Passed In Third Class	No. of Students in Passed In Distinction	No.of Students in Passed First Class (%)	No.of Students in Passed Second Class (%)	No.of Students in Passed Third Class (%)	No. of Students in Passed Distinction (%)	Parameter I	Parameter II	Parameter III	Parameter IV	Average Attainment (Parameter I+II+III+IV/4)

## Course Outcome Attainment

Course outcome attainment measurements are identified to measure the progress of the students. The Assessment methods include Direct & Indirect methods. The process of course outcome assessment is based on the following methods: - Unit test, common test examination, University exam performance, Assignment, Projects, Practical performance, Internship, Field study, Group discussion, Seminar, Debate Competition, Sports Competition, Participation in college level or university level competition, Student participation in various social activities like tree plantation, NCC, NSS related activities consider in PSO & CO attainment by the students.

Alongside these various methods, our college students are evaluated regularly based on their behavior in class, participation in college activities, class discussion, and overall class conduct.

**4 (Very Good): - 75-100 % of students successfully passed their respective courses each semester.**

**3 (Good): - 50-74 % of students successfully passed their respective course at each semester.**

**2 (Satisfactory): - 26-49 % of students successfully passed their respective course at each semester.**

**1 (Unsatisfactory): - 0-25 % of students successfully passed their respective courses each semester.**

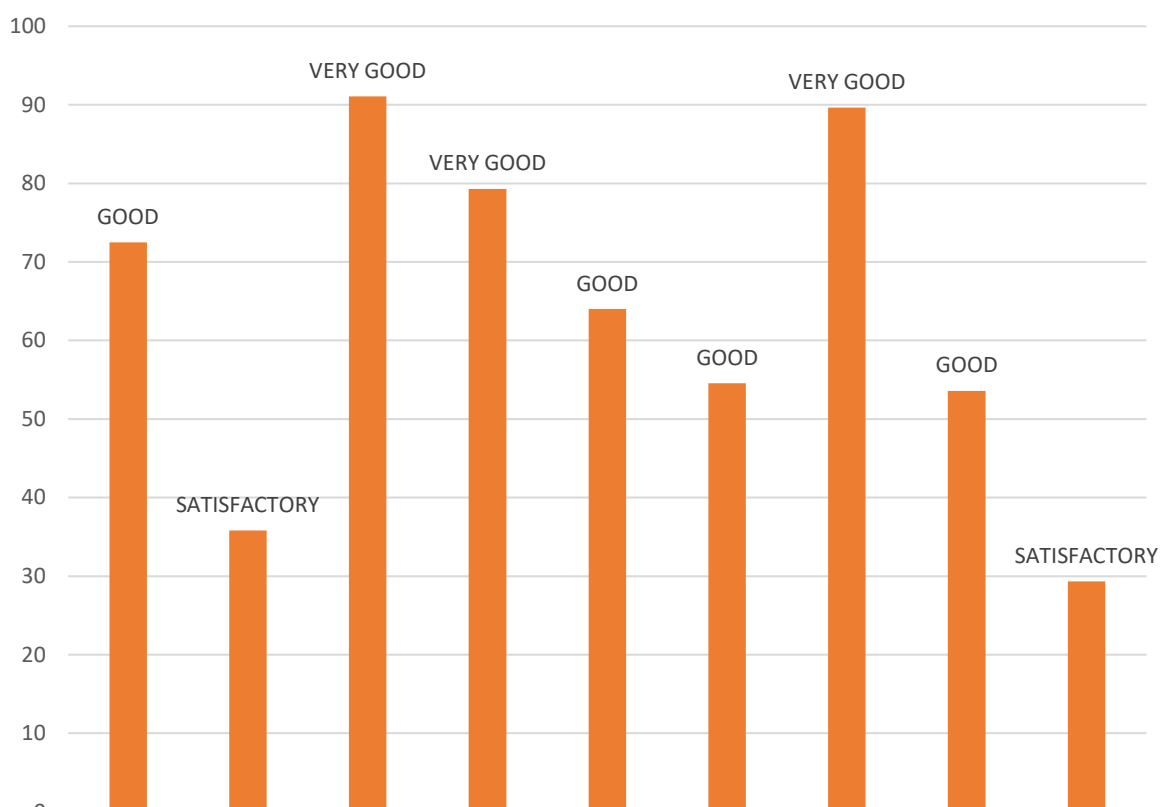
**According to the below parameters, the attainment of the Course Outcome of the various courses offered by the college is measured.**

Course Outcome Attainment					
S.N.	Name of Subject	No. of Students Appear for Exam	No. of Students Passed in the Subject	Passed Percentage (%)	CO Attainment Level

## PROGRAM ATTAINMENT -2021-2022

Program Outcome Attainment						
YEAR	Name of the Examination	No. of Students Appeared for Exam	No. of Students Passed in the Exam	Result Percentage (%)	PO Attainment Level	Grade
2021-22	BACHELOR OF COMMERCE	131	95	72.51	3	Good
	BACHELOR OF ARTS	120	43	35.83	2	Satisfactory
	BACHELOR OF SCIENCE	112	102	91.07	4	Very Good
	BACHELOR OF COMPUTER APPLICATION	29	23	79.31	4	Very Good
	MASTER OF SCIENCE IN MATHEMATICS	25	16	64.00	3	Good
	MASTER OF SCIENCE IN ELECTRONICS	55	30	54.55	3	Good
	MASTER OF SCIENCE IN MICROBIOLOGY	29	26	89.66	4	Very Good
	MASTER OF COMMERCE	27	15	53.57	3	Good
	MASTER OF ARTS IN ECONOMICS	75	22	29.33	3	Satisfactory

## PROGRAM OUTCOME ATTAINMENT 2021-22



	B.COM PART III SEM VI	B.A. III SEM VI S 2022	B.Sc. III SEM VI S 2022	B.C.A. Sem VI	M.Sc II SEM IV MATHEMATICS	M.Sc. II Sem IV ELECTRONICS	M.SC.SEM IV MICROBIOLOGY	M.COM PART II SEM IV	M.A.II SEM IV S 2022
	1	2	3	4	5	6	7	8	9
Result Percentage(%)	72.51	35.83	91.07	79.31	64.00	54.55	89.66	53.57	29.33

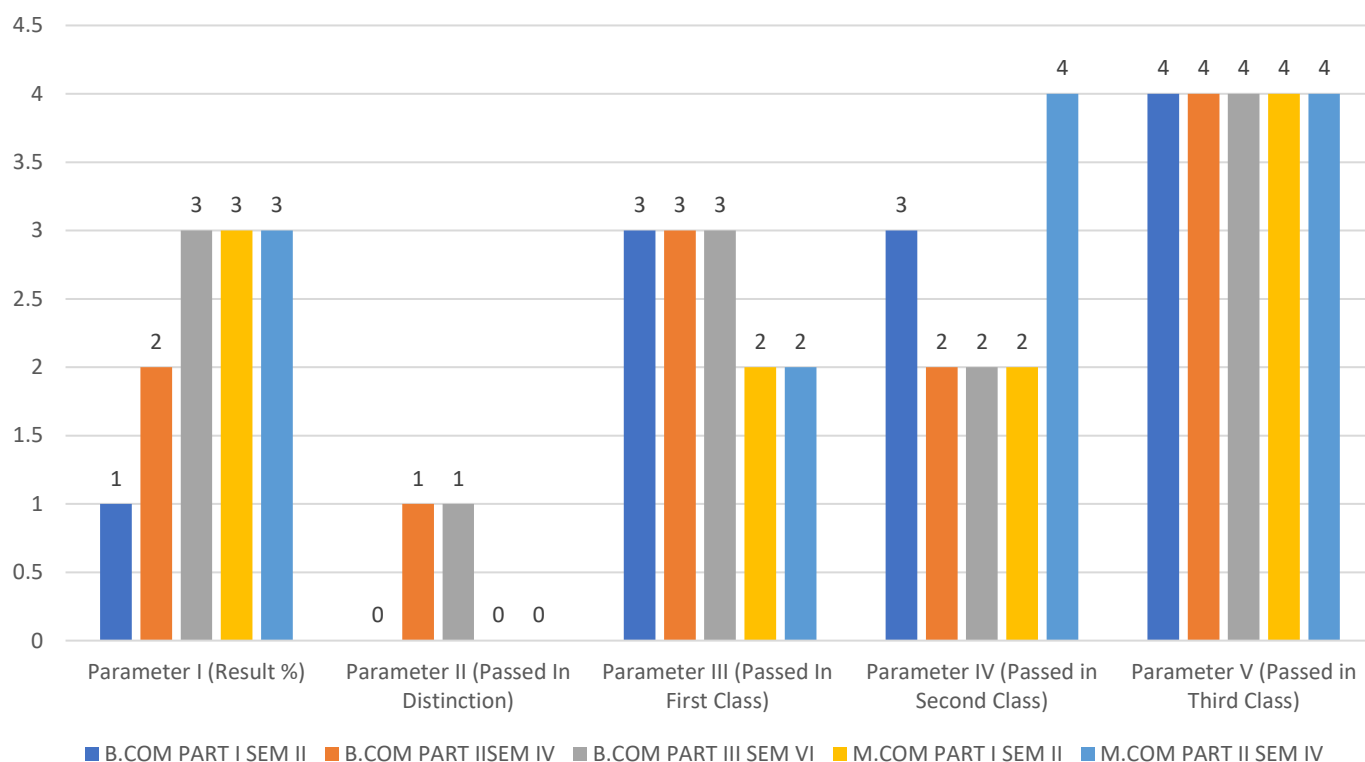
### Program Specific Outcome Attainment

S.N.	Name of the Examination	No.of Students Approved For Exam	No.of Students Passed in the End Year Exam	Result Percentage(%)	No.of Students Passed in First Class	No.of Students Passed in Second Class	No.of Students Passed in Third Class	No.of Students Passed in Distinction	No.of Students in Passed First Class (%)	No.of Students in Passed Second Class (%)	No.of Students in Passed Third Class (%)	No.of Students in Passed Distinction (%)	Parameter I	Parameter II	Parameter III	Parameter IV	Parameter V	Average Attainment (Parameter H+II+IV+V/5)	GRADE
1	B.COM PART I SEM II	175	39	22.29	27	12	0	0	69.23	30.77	0	0	1		3	3	4	2.75	GOOD
2	B.COM PART ISEM IV	129	48	37.21	25	14	0	9	52.08	29.17	0	18.8	2	1	3	2	4	2.40	SATISFACTORY
3	B.COM PART III SEM VI	131	95	72.52	65	27	0	3	68.42	28.42	0	3.2	3	1	3	2	4	2.60	GOOD
4	M.COM PART I SEM II	41	23	56.10	7	16	0	0	30.43	69.57	0	0.0	3		2	2	4	2.75	GOOD
5	M.COM PART II SEM IV	27	14	51.85	5	9	0	0	35.71	64.29	0	0.0	3		2	4	4	3.25	GOOD
6	B.A. I SEM II S 2022	174	31	17.82	11	19	0	1	35.48	61.29	0	3.2	1	1	2	3	4.0	2.20	SATISFACTORY
7	B.A. II SEM IV S 2022	99	19	19.19	0	17	0	2	0.00	89.47	0	10.5	1	1		4	4.0	2.50	GOOD
8	B.A. III SEM VI S 2022	120	43	35.83	18	25	0	0	41.86	58.14	0	0.0	2		2	3	4.0	2.75	GOOD
9	M.A. I SEM II S 2022	41	8	19.51	2	5	0	1	25.00	62.50	0	12.5	1	1	2	3	4.0	2.20	SATISFACTORY
10	M.A. II SEM IV S 2022	75	22	29.33	10	12	0	0	45.45	54.55	0	0.0	2		2	3	4.0	2.75	GOOD
11	BCA I SEM II S 2022	17	8	47.06	5	2	0	1	62.50	25.00	0	12.5	2	1		3	4	2.50	SATISFACTORY
12	BCA II SEM IV S 2022	22	5	22.73	4	1	0	0	80.00	20.00	0	0.0	1		4		4	3.00	GOOD
13	BCA III SEM V S 2022	29	23	79.31	7	0	0	16	30.43	0.00	0	69.6	4	3	2		4	3.25	GOOD
14	B.Sc. I SEM II S 2022	120	100	83.33	41	55	0	4	34.17	45.83	0	3.33	4	1	2	2	4	2.60	GOOD
15	B.Sc. II SEM IV S 2022	113	80	70.79	49	18	0	13	43.36	15.93	0	11.5	3	1	2	4	4	2.80	GOOD
16	B.Sc. III SEM V S 2022	112	102	91.07	74	17	0	11	66.07	15.18	0	9.82	4	1	3	4	4	3.20	GOOD
17	M.Sc. I SEM II (ELECTRONICS) S-2022	11	0	0.00	0	0	0	0	0.00	0.00	0	0.0					0	0.00	POOR
18	M.Sc. II SEM IV (ELECTRONICS)S-2022	25	16	64.00	16	0	0	0	100.00	0.00	0.00	0.00	3		4		4	3.67	VERY GOOD
19	M.Sc. I SEM II (MICROBIOLOGY)S-2022	25	22	88.00	21	2	1	1	95.45	9.09	4.55	4.55	4	1	4	4	4	3.40	SATISFACTORY
20	M.Sc. II SEM IV (MICROBIOLOGY)S-2022	29	26	89.66	23	4	Nil	2	88.46	15.38	0.00	7.69	4	1	4	4	4	3.40	GOOD
21	M.Sc. I SEM II (MATHEMATICS)S-2022	49	15	30.61	7	7	0	1	46.67	46.67	0.00	6.67	2	1	2	2	4	2.20	SATISFACTORY
22	M.Sc. II SEM IV (MATHEMATICS)S-2022	55	30	54.55	0	0	0	30	0.00	0.00	0.00	100.00	3	4			4	3.67	VERY GOOD

## PROGRAM SPECIFIC OUTCOME ATTAINMENT(PSO) 2021-22

COMMERCE DEPARTMENT							
Name of the Examination	Parameter I	Parameter II	Parameter III	Parameter IV	Parameter V	Average Attainment (Parameter I+II+III+IV+V/5)	GRADE
B.COM PART I SEM II	1		3	3	4	3	GOOD
B.COM PART IISEM IV	2	1	3	2	4	2	SATISFACTORY
B.COM PART III SEM VI	3	1	3	2	4	3	GOOD
M.COM PART I SEM II	3		2	2	4	3	GOOD
M.COM PART II SEM IV	3		2	4	4	3	GOOD

### PARAMETER WISE PROGRAM SPECIFIC OUTCOME ATTAINMENT(PSO)



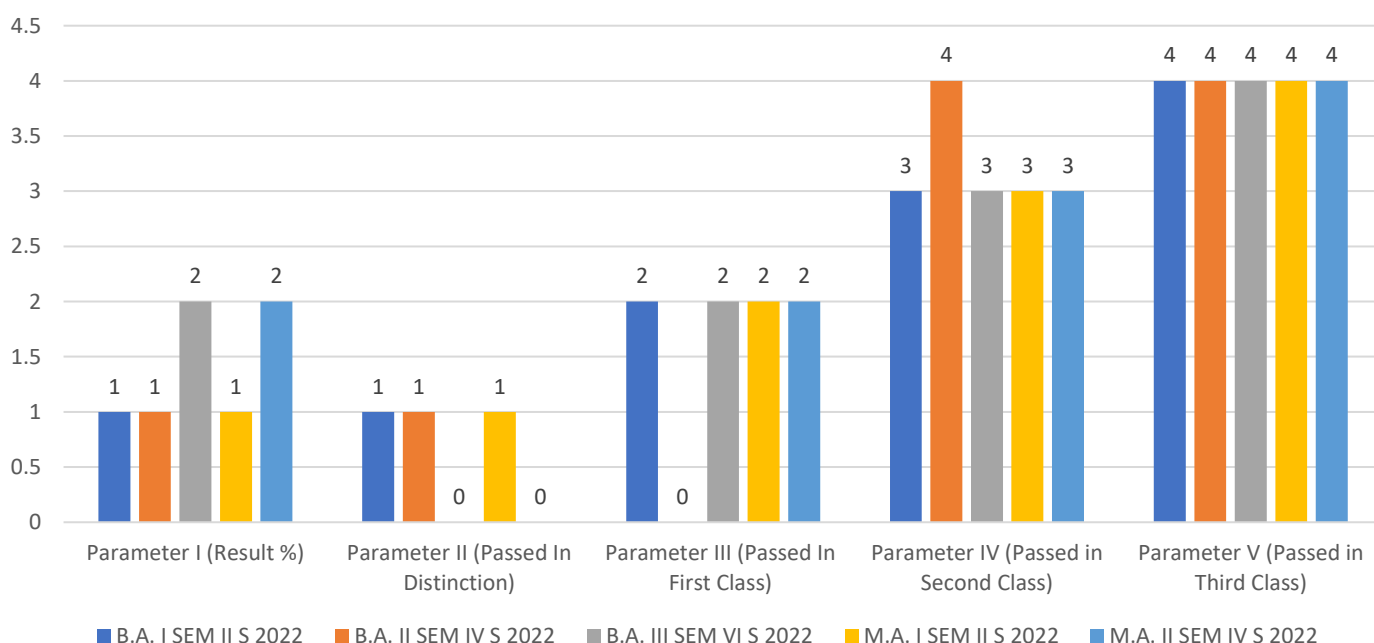
### Average Attainment (Parameter I+II+III+IV+V/5)



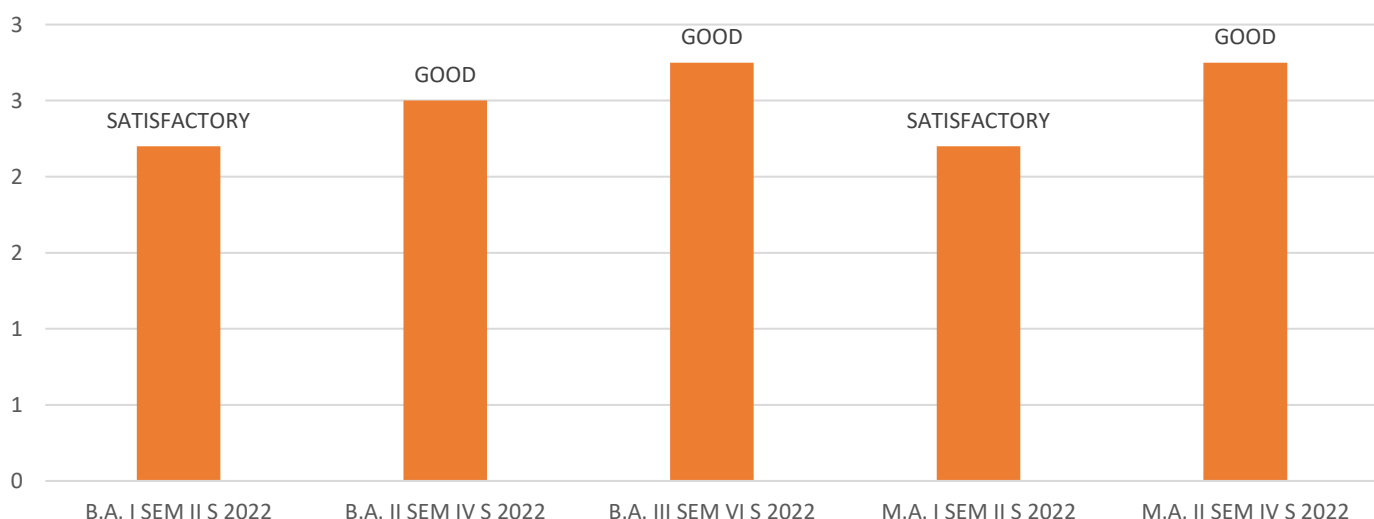
## ARTS DEPARTMENT

Name of the Examination	Parameter I	Parameter II	Parameter III	Parameter IV	Parameter V	Average Attainment (Parameter I+II+III+IV+V/5)	GRADE
B.A. I SEM II S 2022	1	1	2	3	4	2	SATISFACTORY
B.A. II SEM IV S 2022	1	1	NIL	4	4	3	GOOD
B.A. III SEM VI S 2022	2	NIL	2	3	4	3	GOOD
M.A. I SEM II S 2022	1	1	2	3	4	2	SATISFACTORY
M.A. II SEM IV S 2022	2	NIL	2	3	4	3	GOOD

### PARAMETER WISE PROGRAM SPECIFIC OUTCOME ATTAINMENT(PSO)



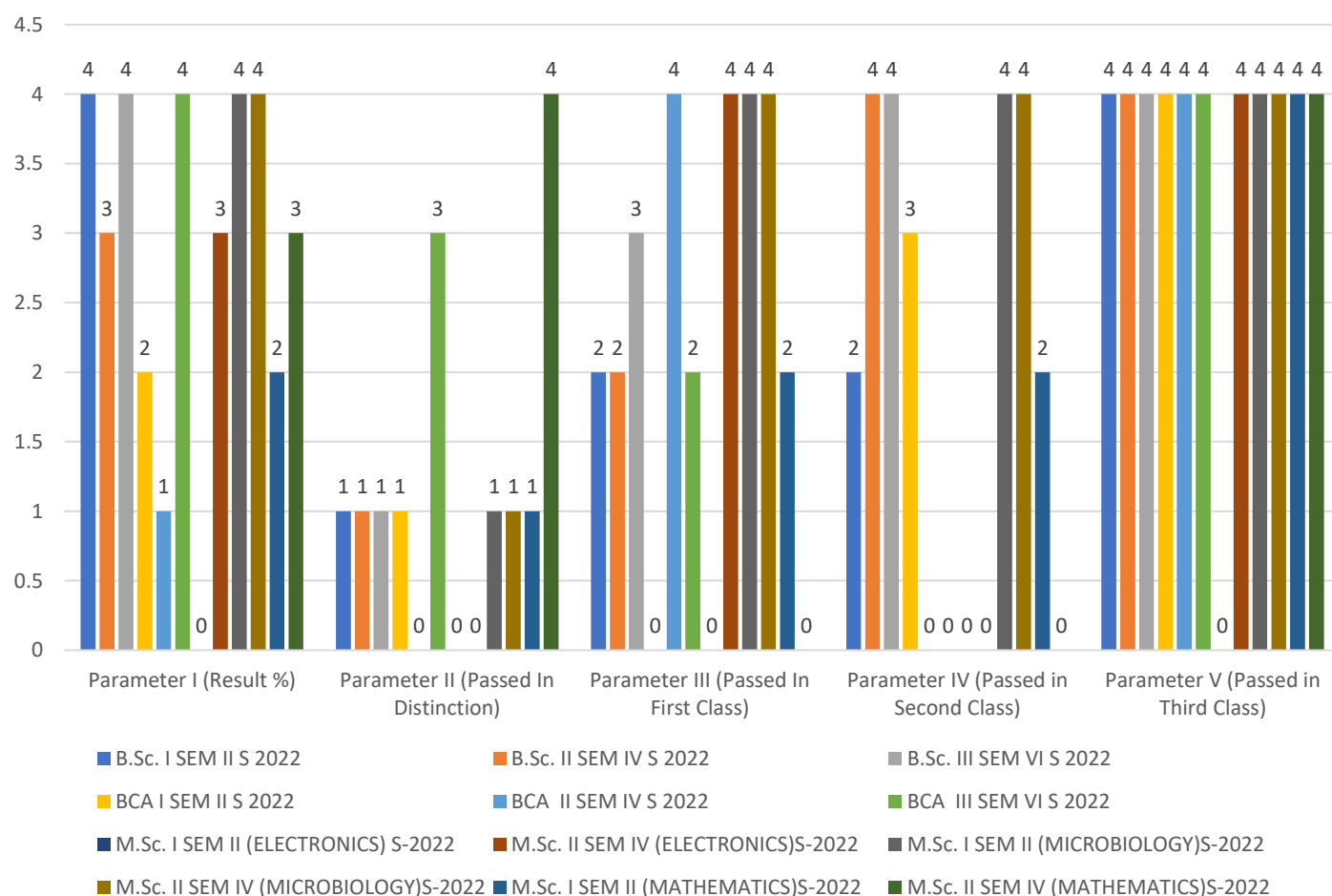
### Average Attainment (Parameter I+II+III+IV+V/5)



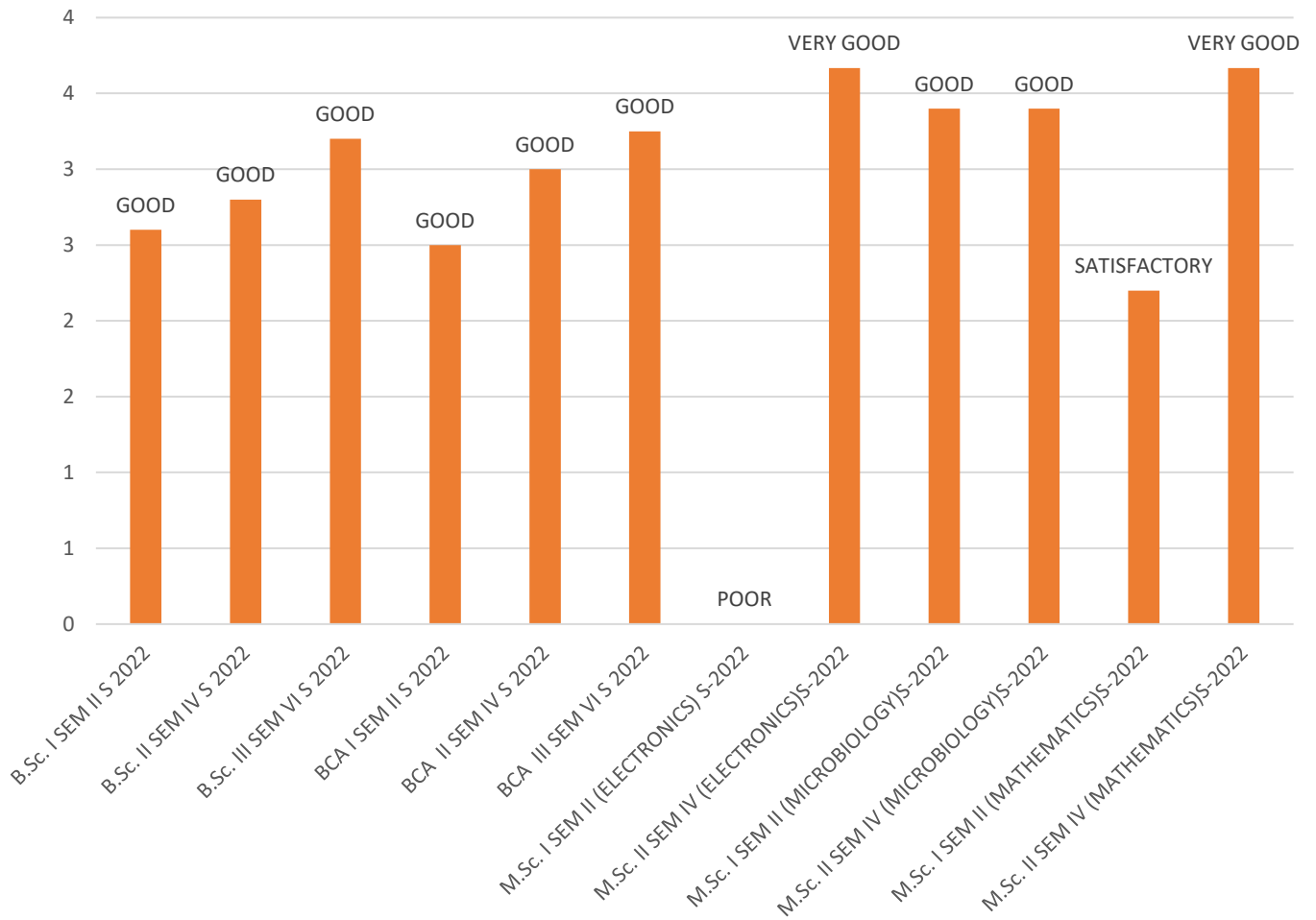


SCIENCE DEPARTMENT							
Name of the Examination	Parameter I	Parameter II	Parameter III	Parameter IV	Parameter V	Average Attainment (Parameter I+II+III+IV+V/5)	GRADE
B.Sc. I SEM II S 2022	4	1	2	2	4	3	GOOD
B.Sc. II SEM IV S 2022	3	1	2	4	4	3	GOOD
B.Sc. III SEM VI S 2022	4	1	3	4	4	3	GOOD
BCA I SEM II S 2022	2	1	NIL	3	4	3	GOOD
BCA II SEM IV S 2022	1	NIL	4	NIL	4	3	GOOD
BCA III SEM VI S 2022	4	3	2	NIL	4	3	GOOD
M.Sc. I SEM II (ELECTRONICS) S-2022	NIL	NIL	NIL	NIL	0	0	POOR
M.Sc. II SEM IV (ELECTRONICS)S-2022	3	NIL	4	NIL	4	4	VERY GOOD
M.Sc. I SEM II (MICROBIOLOGY)S-2022	4	1	4	4	4	3	GOOD
M.Sc. II SEM IV (MICROBIOLOGY)S-2022	4	1	4	4	4	3	GOOD
M.Sc. I SEM II (MATHEMATICS)S-2022	2	1	2	2	4	2	SATISFACTORY
M.Sc. II SEM IV (MATHEMATICS)S-2022	3	4	NIL	NIL	4	4	VERY GOOD

## PARAMETER WISE PROGRAM SPECIFIC OUTCOME ATTAINMENT(PSO)



### Average Attainment (Parameter I+II+III+IV+V/5)



# COURSE OUTCOME ATTAINMENT 2021-2022

Course Outcome Attainment						
Degree	Name of Subject	No.of Students Appeared For Exam	No.of Students Passed in the Subject	Passed Percentage (%)	CO Attainment Level	Grade
B.COM PART I SEM I	ENGLISH	184	175	95.11	4	VERY GOOD
	MARATHI	184	177	96.20	4	VERY GOOD
	PRINCIPLES OF ECONOMICS	184	176	95.65	4	VERY GOOD
	ADVANCED ACCOUNTANCY	184	178	96.74	4	VERY GOOD
	PRINCIPLES OF BUSINESS ORGANISATION	184	179	97.28	4	VERY GOOD
	COMPUTER FUNDAMENTALS & OPERATING SYSTEM-1	184	173	94.02	4	VERY GOOD
B.COM PART I SEM II	ENGLISH	175	99	56.57	3	GOOD
	MARATHI	175	86	49.14	2	SATISFACTORY
	BUSINESS ECONOMICS	175	49	28.00	2	SATISFACTORY
	FINANCIAL ACCOUNTING	175	96	54.86	3	GOOD
	PRINCIPLES OF BUSINESS MANAGEMENT	175	95	54.29	3	GOOD
	COMPUTER FUNDAMENTALS & OPERATING SYSTEM-2	175	70	40.00	2	SATISFACTORY
B.COM PART II SEM III	ENGLISH	132	131	99.24	4	VERY GOOD
	MARATHI	132	132	100.00	4	VERY GOOD
	COMPANY ACCOUNT	132	131	99.24	4	VERY GOOD
	BUSINESS MATHEMATICS	132	131	99.24	4	VERY GOOD
	AUDITING	132	132	100.00	4	VERY GOOD
	MONITORY SYSTEM	132	132	100.00	4	VERY GOOD
	INFORMATION TECHNOLOGY & BUSINESS DATA PROCESSING -1	132	132	100.00	4	VERY GOOD
B.COM PART II SEM IV	ENGLISH	129	81	62.79	4	VERY GOOD
	MARATHI	129	117	90.70	4	VERY GOOD
	CORPORATE ACCOUNTING	129	74	57.36	3	GOOD
	BUSINESS STATISTICS	129	67	51.94	3	GOOD
	INCOME TAX	129	104	80.62	4	VERY GOOD
	INDIAN FINANCIAL SYSTEM	129	99	76.74	4	VERY GOOD
	INFORMATION TECHNOLOGY & BUSINESS DATA PROCESSING -2	129	113	87.60	4	VERY GOOD
	ENGLISH	131	131	100.00	4	VERY GOOD

<b>B.COM PART III SEM V</b>	MARATHI	131	131	100.00	4	VERY GOOD
	COST ACCOUNTING	131	131	100.00	4	VERY GOOD
	BUSINESS ENVIRONMENT	131	131	100.00	4	VERY GOOD
	BUSINESS REGULATORY	131	131	100.00	4	VERY GOOD
	INTERNET & WORLD WIDE WEB-1	131	131	100.00	4	VERY GOOD
	E-COMMERCE-1	131	131	100.00	4	VERY GOOD
<b>B.COM PART III SEM VI</b>	ENGLISH	131	111	84.73	4	VERY GOOD
	MARATHI	131	122	93.13	4	VERY GOOD
	MANAGEMENT ACCOUNTING	131	116	88.55	4	VERY GOOD
	ECONOMICS OF DEVELOPMENT	131	123	93.89	4	VERY GOOD
	COMPANY LAW	131	113	86.26	4	VERY GOOD
	INTERNET & WORLD WIDE WEB-2	131	124	94.66	4	VERY GOOD
	E-COMMERCE-2	131	126	96.18	4	VERY GOOD
<b>M.COM I SEM I</b>	MANAGERIAL ECONOMICS	37	35	94.59	4	VERY GOOD
	SERVICES MARKETING & CRM	37	35	94.59	4	VERY GOOD
	ADVANCED FINANCIAL ACCOUNTING	37	35	94.59	4	VERY GOOD
	BANKING & INSURANCE	37	35	94.59	4	VERY GOOD
<b>M.COM II SEM II</b>	ACCOUNTING FOR MANAGEMENT	33	28	84.85	4	VERY GOOD
	STRATEGIC MANAGEMENT	33	26	78.79	4	VERY GOOD
	MANAGEMENT CONCEPT & OB	33	27	81.82	4	VERY GOOD
	COMPUTER APPLICATION FOR BUSINESS	33	31	93.94	4	VERY GOOD
<b>M.COM II SEM III</b>	RESEARCH METHODOLOGY	25	25	100.00	4	VERY GOOD
	STATISTICAL ANALYSIS	24	24	100.00	4	VERY GOOD
	CORPORATE TAX & MANAGEMENT	25	25	100.00	4	VERY GOOD
	E-COMMERCE & LEGAL SECURITY	25	25	100.00	4	VERY GOOD
<b>M.COM II SEM IV</b>	ENTREPRENEURSHIP AND SKILL DEVELOPMENT	27	19	70.37	4	VERY GOOD
	INTERNATIONAL FINANCING	27	23	85.19	4	VERY GOOD
	SALES AND DISTRIBUTION MANAGEMENT	27	18	66.67	4	VERY GOOD
	COOPERATIVE MANAGEMENT	27	15	55.56	4	VERY GOOD
<b>B.A. PART I</b>	<b>B.A.SEM I ENG</b>	182	159	87.36	4	VERY GOOD
	<b>B.A.SEM I MAR</b>	183	167	91.25	4	VERY GOOD
	<b>B.A.SEM I ECO</b>	164	141	85.87	4	VERY GOOD
	<b>B.A.SEM I ELT</b>	7	7	100.00	4	VERY GOOD
	<b>B.A.SEM I POI</b>	182	175	96.15	4	VERY GOOD
	<b>B.A.SEM I HIS</b>	140	131	93.57	4	VERY GOOD

	B.A.SEM I SLT	47	45	95.74	4	VERY GOOD
B.A.PART I	B.A.SEM II ENG	166	51	30.72	2	SATISFACTORY
	B.A.SEM II MAR	166	136	81.92	4	VERY GOOD
	B.A.SEM II ECO	158	104	65.82	3	GOOD
	B.A.SEM II ELT	8	3	37.50	2	SATISFACTORY
	B.A.SEM II POL	166	99	59.63	3	GOOD
	B.A.SEM II HIS	128	39	30.46	2	GOOD
	B.A. SEM II SLT	33	11	33.33	2	GOOD
B.A.PART II	B.A. SEM III ENG	102	101	99.01	4	SATISFACTORY
	B.A. SEM III MAR	103	102	99.02	4	SATISFACTORY
	B.A. SEM III ECO	96	94	97.91	4	SATISFACTORY
	B.A. SEM III ELT	8	8	100.00	4	SATISFACTORY
	B.A. SEM III POL	103	101	98.05	4	SATISFACTORY
	B.A. SEM III HIS	86	85	98.83	4	SATISFACTORY
	B.A. SEM III SLT	18	16	88.88	4	SATISFACTORY
B.A.PART II	B.A. SEM IV ENG	97	27	27.83	2	SATISFACTORY
	B.A. SEM IV MAR	98	86	87.75	4	VERY GOOD
	B.A. SEM IV ECO	90	51	56.66	3	GOOD
	B.A. SEM IV ELT	8	6	75.00	4	VERY GOOD
	B.A. SEM IV POL	97	63	64.94	3	GOOD
	B.A. SEM IV HIS	80	26	32.50	2	SATISFACTORY
	B.A. SEM IV SLT	16	16	100.00	4	VERY GOOD
B.A.PART III	B.A. SEM V ENG	125	123	98.40	4	VERY GOOD
	B.A. SEM V MAR	124	123	99.19	4	VERY GOOD
	B.A. SEM V ECO	125	123	98.40	4	VERY GOOD
	B.A. SEM V POL	125	124	99.20	4	VERY GOOD
	B.A. SEM V HIS	121	119	98.34	4	VERY GOOD
	B.A. SEM V SLT	3	3	100.00	4	VERY GOOD
B.A.PART III	B.A. SEM VI ENG	120	63	52.50	3	GOOD
	B.A. SEM VI MAR	118	112	94.91	4	VERY GOOD
	B.A. SEM VI ECO	118	62	52.54	3	GOOD
	B.A. SEM VI POL	120	80	66.66	3	GOOD
	B.A. SEM VI HIS	117	56	47.86	2	SATISFACTORY
	B.A. SEM VI SLT	3	1	33.33	2	SATISFACTORY
	MEA	48	43	89.58	4	VERY GOOD

<b>M.A.Part I Sem I</b>	<b>MAE</b>	47	45	95.74	4	VERY GOOD
	<b>HET</b>	47	47	100.00	4	VERY GOOD
	<b>EMS</b>	48	47	97.91	4	VERY GOOD
<b>M.A.Part II Sem II</b>	<b>ERD</b>	41	15	36.58	2	SATISFACTORY
	<b>ITF</b>	41	11	26.82	2	SATISFACTORY
	<b>BIC</b>	41	27	65.85	3	GOOD
	<b>FIM</b>	41	23	56.09	3	GOOD
<b>M.A.Part II Sem III</b>	<b>MEA</b>	77	77	100.00	4	VERY GOOD
	<b>MAE</b>	78	78	100.00	4	VERY GOOD
	<b>HET</b>	78	78	100.00	4	VERY GOOD
	<b>EMS</b>	75	75	100.00	4	VERY GOOD
<b>M.A.Part II Sem IV</b>	<b>ERD</b>	74	39	52.70	3	GOOD
	<b>ITF</b>	75	39	52.00	3	GOOD
	<b>BIC</b>	74	33	44.59	2	SATISFACTORY
	<b>FIM</b>	72	32	44.44	2	SATISFACTORY
<b>B.Sc. I</b>	ENGLISH	123	122	99.19	4	VERY GOOD
	MARATHI	123	122	99.19	4	VERY GOOD
	B.Sc. I SEM I PHYSICS	63	62	98.41	4	VERY GOOD
	B.Sc. I SEM I CHEMISTRY	71	71	100.00	4	VERY GOOD
	B.Sc. I SEM I MATHEMATICS	42	42	100.00	4	VERY GOOD
	B.Sc. I SEM I ELECTRONICS	35	35	100.00	4	VERY GOOD
	B.Sc. I SEM I COMPUTER SCIENCE	39	39	100.00	4	VERY GOOD
	B.Sc. I SEM I MICROBIOLOGY	58	58	100.00	4	VERY GOOD
	B.Sc. I SEM I BOTANY	30	30	100.00	4	VERY GOOD
	B.Sc. I SEM I ZOOLOGY	29	29	100.00	4	VERY GOOD
<b>B.Sc. I</b>	ENGLISH	120	111	92.50	4	VERY GOOD
	MARATHI	120	115	95.83	4	VERY GOOD
	B.Sc. I SEM II PHYSICS	63	55	87.30	4	VERY GOOD
	B.Sc. I SEM II CHEMISTRY	67	60	89.55	4	VERY GOOD
	B.Sc. I SEM II MATHEMATICS	39	38	97.43	4	VERY GOOD
	B.Sc. I SEM II ELECTRONICS	35	32	91.43	4	VERY GOOD
	B.Sc. I SEM II COMPUTER SCIENCE	39	38	97.44	4	VERY GOOD
	B.Sc. I SEM II MICROBIOLOGY	57	50	87.72	4	VERY GOOD
	B.Sc. I SEM II BOTANY	29	29	100.00	4	VERY GOOD
	B.Sc. I SEM II ZOOLOGY	28	28	100.00	4	VERY GOOD

<b>B.Sc. II</b>	B.Sc. II SEM III PHYSICS	73	73	100.00	4	VERY GOOD
	B.Sc. II SEM III CHEMISTRY	53	53	100.00	4	VERY GOOD
	B.Sc. II SEM III MATHEMATICS	46	46	100.00	4	VERY GOOD
	B.Sc. II SEM III ELECTRONICS	43	43	100.00	4	VERY GOOD
	B.Sc. II SEM III COMPUTER SCIENCE	46	46	100.00	4	VERY GOOD
	B.Sc. II SEM III MICROBIOLOGY	41	41	100.00	4	VERY GOOD
	B.Sc. II SEM III BOTANY	18	18	100.00	4	VERY GOOD
	B.Sc. II SEM III ZOOLOGY	21	21	100.00	4	VERY GOOD
<b>B.Sc. II</b>	B.Sc. II SEM IV PHYSICS	68	52	76.47	4	VERY GOOD
	B.Sc. II SEM IV CHEMISTRY	52	44	84.61	4	VERY GOOD
	B.Sc. II SEM IV MATHEMATICS	44	40	90.90	4	VERY GOOD
	B.Sc. II SEM IV ELECTRONICS	42	37	88.10	4	VERY GOOD
	B.Sc. II SEM IV COMPUTER SCIENCE	46	29	63.04	3	GOOD
	B.Sc. II SEM IV MICROBIOLOGY	41	37	90.24	4	VERY GOOD
	B.Sc. II SEM IV BOTANY	18	16	89.00	4	VERY GOOD
	B.Sc. II SEM IV ZOOLOGY	23	23	100.00	4	VERY GOOD
<b>B.Sc. III</b>	B.Sc. III SEM V PHYSICS	70	70	100.00	4	VERY GOOD
	B.Sc. III SEM V CHEMISTRY	55	55	100.00	4	VERY GOOD
	B.Sc. III SEM V MATHEMATICS	50	50	100.00	4	VERY GOOD
	B.Sc. III SEM V ELECTRONICS	43	43	100.00	4	VERY GOOD
	B.Sc. III SEM V COMPUTER SCIENCE	35	35	100.00	4	VERY GOOD
	B.Sc. III SEM V MICROBIOLOGY	43	43	100.00	4	VERY GOOD
	B.Sc. III SEM V BOTANY	25	25	100.00	4	VERY GOOD
	B.Sc. III SEM V ZOOLOGY	18	18	100.00	4	VERY GOOD
<b>B.Sc. III</b>	B.Sc. III SEMVI PHYSICS	69	65	94.20	4	VERY GOOD
	B.Sc. III SEMVI CHEMISTRY	54	50	92.59	4	VERY GOOD
	B.Sc. III SEMVI MATHEMATICS	49	48	97.96	4	VERY GOOD
	B.Sc. III SEMVI ELECTRONICS	43	43	100.00	4	VERY GOOD
	B.Sc. III SEMVI COMPUTER SCIENCE	35	30	85.71	4	VERY GOOD
	B.Sc. III SEMVI MICROBIOLOGY	43	43	100.00	4	VERY GOOD
	B.Sc. III SEMVI BOTANY	25	24	96.00	4	VERY GOOD
	B.Sc. III SEMVI ZOOLOGY	18	18	100.00	4	VERY GOOD
<b>M.Sc. Mathematics</b>	REAL ANALYSIS	48	46	95.83	4	VERY GOOD
	ADVANCED ABSTRACT ALGEBRA	48	48	100.00	4	VERY GOOD
	COMPLEX ANALYSIS	48	48	100.00	4	VERY GOOD
	TOPOLOGY-I	48	48	100.00	4	VERY GOOD

		DIFFERENTIAL GEOMETRY	48	48	100.00	4	VERY GOOD
		MEASURE AND INTEGRATION THEORY	49	38	77.55	4	VERY GOOD
		ADVANCED LINEAR ALGEBRA &FIELD THEORY	49	40	81.63	4	VERY GOOD
		INTEGRAL EQUATIONS	49	34	69.39	3	GOOD
		TOPOLOGY-II	49	29	59.18	3	GOOD
		RIEMANNIAN GEOMETRY	49	41	83.67	4	VERY GOOD
		FUNCTIONAL ANALYSIS-I	55	55	100.00	4	VERY GOOD
		ADVANCED MECHANICS	55	55	100.00	4	VERY GOOD
		OPERATIONAL RESEACH	55	55	100.00	4	VERY GOOD
		GENERAL RELATIVITY	55	55	100.00	4	VERY GOOD
		DIFFERENCE EQUATIONS-I	55	55	100.00	4	VERY GOOD
		(I)FUNCTIONAL ANALYSIS-II	55	50	90.91	4	VERY GOOD
		(II)PARTIAL DIFFERENTIAL EQUATIONS	55	51	92.73	4	VERY GOOD
		(III)NUMERICAL ANALYSIS	55	40	72.73	3	GOOD
		(IV)RELATIVISTIC &COSMOLOGY	55	49	89.09	4	VERY GOOD
		(V)DIFFERENCE EQUATIONS-II	55	55	100.00	4	VERY GOOD
<b>M.Sc. Electronics</b>		1ELE1	14	14	100.00	4	VERY GOOD
		1ELE2	14	14	100.00	4	VERY GOOD
		1ELE3	14	14	100.00	4	VERY GOOD
		1ELE4	14	14	100.00	4	VERY GOOD
		2ELE1	11	4	36.36	2	SATISFACTORY
		2ELE2	11	2	18.18	1	UNSATISFACTORY
		2ELE3	11	2	18.18	1	UNSATISFACTORY
		2ELE4	11	11	100.00	4	VERY GOOD
		3ELE1	25	25	100.00	4	VERY GOOD
		3ELE2	25	25	100.00	4	VERY GOOD
		3ELE3	25	25	100.00	4	VERY GOOD
		3ELE4	25	25	100.00	4	VERY GOOD
		4ELE1	25	17	68.00	3	GOOD
		4ELE2	24	21	87.50	4	VERY GOOD
		4ELE3	24	22	91.67	4	VERY GOOD
		4ELE4	24	24	100.00	4	VERY GOOD
<b>M.Sc. Microbiology</b>		Microbial Techniques	26	26	100.00	4	VERY GOOD
		Microbial Enzymology	26	26	100.00	4	VERY GOOD
		Microbial physiology and photosynthesis	26	26	100.00	4	VERY GOOD
		Environmental Microbiology	26	26	100.00	4	VERY GOOD
		Biostatistics, Bioinformatics and computer application	25	22	88.00	4	VERY GOOD
		Enzyme Technology	25	24	96.00	4	VERY GOOD
		Microbial Metabolism	25	24	96.00	4	VERY GOOD
		Environmental Microbiology and Extremophiles	25	24	96.00	4	VERY GOOD
		Molecular Biology	29	29	100.00	4	VERY GOOD
		Virology	29	29	100.00	4	VERY GOOD
		Fementation Technology	29	29	100.00	4	VERY GOOD
		Immunology	29	29	100.00	4	VERY GOOD
		Biotechnology	29	27	93.10	4	VERY GOOD
		Clinical Virology	29	29	100.00	4	VERY GOOD
		Microbial Technology	29	28	96.55	4	VERY GOOD
		Medical Microbiology	29	28	96.55	4	VERY GOOD

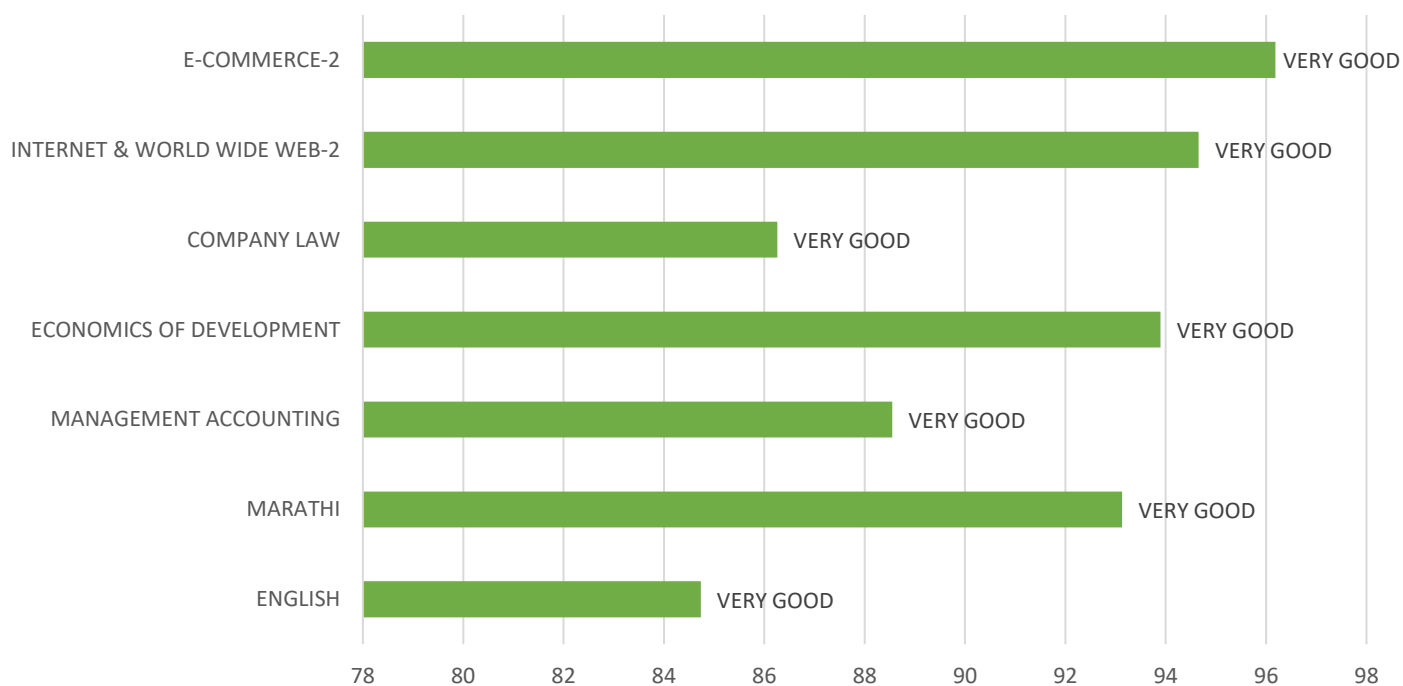


<b>B.C.A. Sem I</b>	1ST 1- Computer Fundamentals	17	17	100.00	4	VERY GOOD
	1ST 2-C-Programming	17	17	100.00	4	VERY GOOD
	1ST 3 - Digital Techniques-	17	17	100.00	4	VERY GOOD
	1ST 4- Numerical Methods	17	17	100.00	4	VERY GOOD
	1ST 5- Mathematics (Discrete Mathematics)	17	17	100.00	4	VERY GOOD
	1ST 6- Communication Skills	17	17	100.00	4	VERY GOOD
<b>B.C.A. Sem II</b>	2ST 1- Operating System	17	9	52.94	3	GOOD
	2ST 2-Advance C-Programming	17	12	70.59	3	GOOD
	2ST 3 - Digital Techniques-II	17	12	70.59	3	GOOD
	2ST 4- Numerical Methods-II	17	12	70.59	3	GOOD
	2ST 5- Mathematics (Discrete Mathematics-II)	17	16	94.12	4	VERY GOOD
	2ST 6- Communication Skills-II	17	13	76.47	4	VERY GOOD
<b>B.C.A. Sem III</b>	3ST 1 - Data Structure	24	23	95.83	4	VERY GOOD
	3ST 2-Object Oriented Programming with C++	24	23	95.83	4	VERY GOOD
	3ST 3 Data-Base Management System	24	23	95.83	4	VERY GOOD
	3ST 4- Advanced Operating System	24	23	95.83	4	VERY GOOD
	3ST 5- Electronics	24	23	95.83	4	VERY GOOD
<b>B.C.A. Sem IV</b>	4ST 1 - System Analysis Design & MIS	24	6	25.00	1	POOR
	4ST 2- Visual Basic	24	7	29.17	1	POOR
	4ST 3 - Web Designing and Office Automation	24	18	75.00	3	VERY GOOD
	4ST 4- Networking	24	6	25.00	1	POOR
	4ST 5- Advance Microprocessor and Microcontroller	24	16	66.67	3	GOOD
<b>B.C.A. Sem V</b>	5 ST 1- Core Java	30	30	100.00	4	VERY GOOD
	5 ST 2 - Network Security	30	30	100.00	4	VERY GOOD
	5 ST 3 - Software Engineeing	30	30	100.00	4	VERY GOOD
	5 ST 4 - Computer GraphicCS	30	30	100.00	4	VERY GOOD
	5 ST 5-E-Commerce	30	30	100.00	4	VERY GOOD
<b>B.C.A. Sem VI</b>	6ST 1- .NET using ASP	29	21	72.41	3	GOOD
	6ST 2 - Client Server Technology	29	24	82.76	4	VERY GOOD
	6ST 3 - Multimedia and it's Application	29	27	93.10	4	VERY GOOD
	6ST 4 - Software Testing	29	24	82.76	4	VERY GOOD
	6ST 5- Advance Database Management System	29	25	86.21	4	VERY GOOD

## DEPARMENT OF COMMERCE

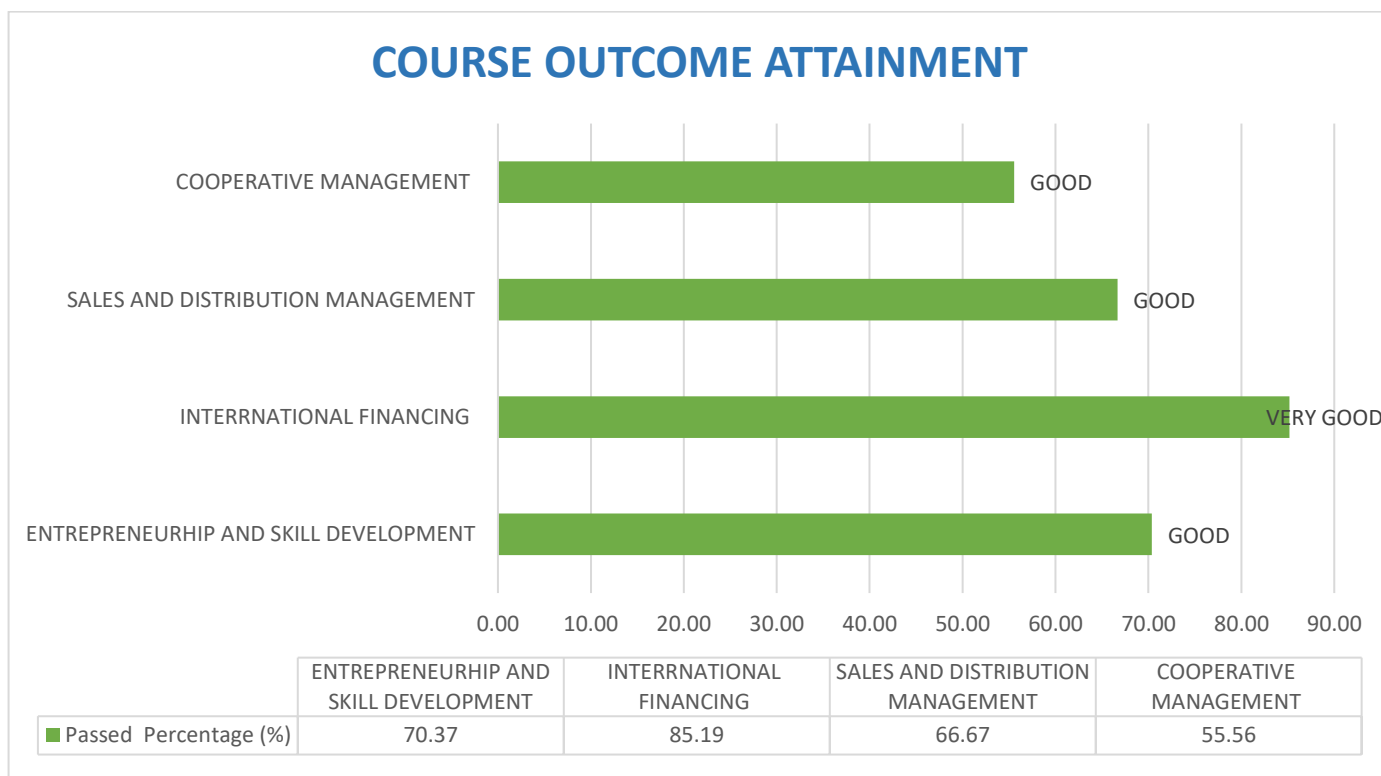
DEGREE	Name of Subject	Passed Percentage (%)	CO Attainment Level	Grade
<b>B.COM PART III SEM VI</b>	ENGLISH	85	4	VERY GOOD
	MARATHI	93	4	VERY GOOD
	MANAGEMENT ACCOUNTING	89	4	VERY GOOD
	ECONOMICS OF DEVELOPMENT	94	4	VERY GOOD
	COMPANY LAW	86	4	VERY GOOD
	INTERNET & WORLD WIDE WEB-2	95	4	VERY GOOD
	E-COMMERCE-2	96	4	VERY GOOD

### COURSE OUTCOME ATTAINMENT



	ENGLISH	MARATHI	MANAGEMENT ACCOUNTING	ECONOMICS OF DEVELOPMENT	COMPANY LAW	INTERNET & WORLD WIDE WEB-2	E-COMMERCE-2
Passed Percentage (%)	85	93	89	94	86	95	96

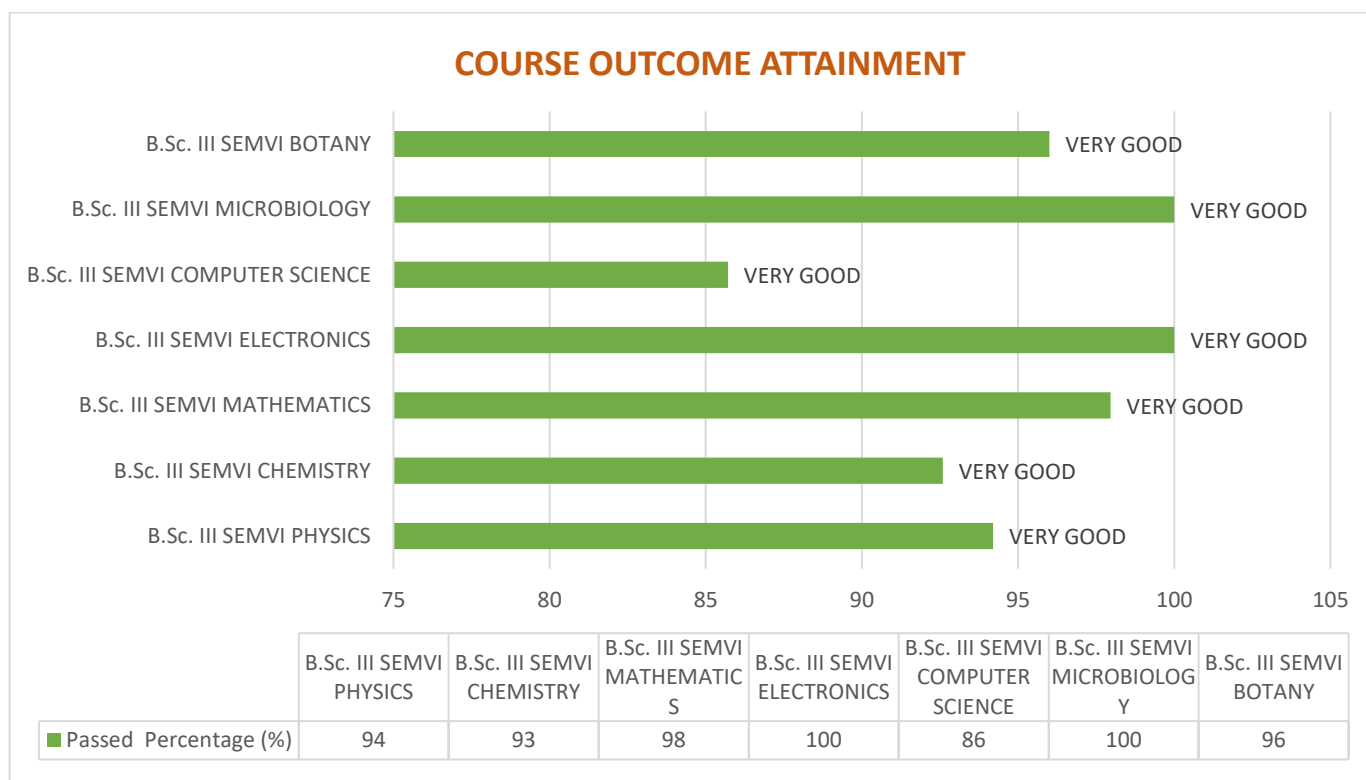
DEGREE	Name of Subject	Passed Percentage (%)	CO Attainment Level	Grade
<b>M.COM II SEM IV</b>	ENTREPRENEURHIP AND SKILL DEVELOPMENT	70.37	3	GOOD
	INTERRNATIONAL FINANCING	85.19	4	VERY GOOD
	SALES AND DISTRIBUTION MANAGEMENT	66.67	3	GOOD
	COOPERATIVE MANAGEMENT	55.56	3	GOOD



# COURSE OUTCOME ATTAINMENT 2021-2022

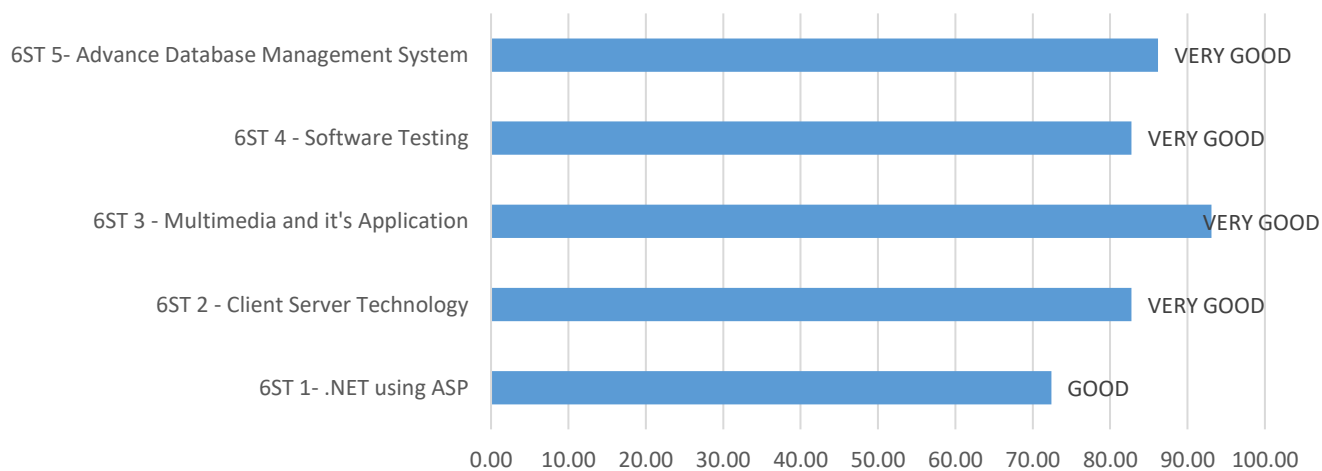
## DEPARMENT OF SCIENCE

DEGREE	Name of Subject	Passed Percentage (%)	CO Attainment Level	Grade
<b>B.SC. PART III SEM VI</b>	B.Sc. III SEMVI PHYSICS	94	4	VERY GOOD
	B.Sc. III SEMVI CHEMISTRY	93	4	VERY GOOD
	B.Sc. III SEMVI MATHEMATICS	98	4	VERY GOOD
	B.Sc. III SEMVI ELECTRONICS	100	4	VERY GOOD
	B.Sc. III SEMVI COMPUTER SCIENCE	86	4	VERY GOOD
	B.Sc. III SEMVI MICROBIOLOGY	100	4	VERY GOOD
	B.Sc. III SEMVI BOTANY	96	4	VERY GOOD
	B.Sc. III SEMVI ZOOLOGY	100	4	VERY GOOD



DEGREE	Name of Subject	Passed Percentage (%)	CO Attainment Level	Grade
<b>B.C.A. Sem VI</b>	6ST 1- .NET using ASP	72.41	3	GOOD
	6ST 2 - Client Server Technology	82.76	4	VERY GOOD
	6ST 3 - Multimedia and its Application	93.10	4	VERY GOOD
	6ST 4 - Software Testing	82.76	4	VERY GOOD
	6ST 5- Advance Database Management System	86.21	4	VERY GOOD

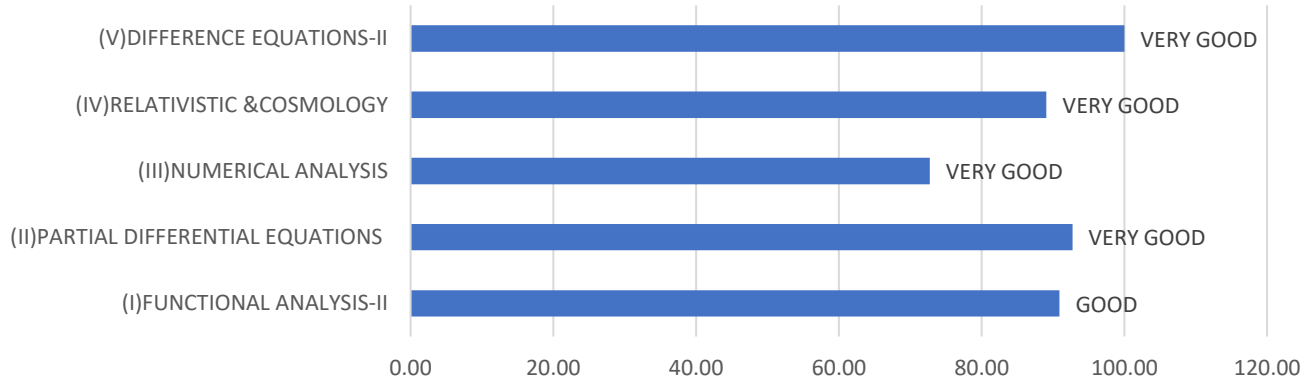
### COURSE OUTCOME ATTAINMENT



	6ST 1- .NET using ASP	6ST 2 - Client Server Technology	6ST 3 - Multimedia and its Application	6ST 4 - Software Testing	6ST 5- Advance Database Management System
Passed Percentage (%)	72.41	82.76	93.10	82.76	86.21

DEGREE	Name of Subject	Passed Percentage (%)	CO Attainment Level	Grade
<b>M.Sc. Mathematics</b>	(I)FUNCTIONAL ANALYSIS-II	90.91	4	VERY GOOD
	(II)PARTIAL DIFFERENTIAL EQUATIONS	92.73	4	VERY GOOD
	(III)NUMERICAL ANALYSIS	72.73	3	GOOD
	(IV)RELATIVISTIC &COSMOLOGY	89.09	4	VERY GOOD
	(V)DIFFERENCE EQUATIONS-II	100.00	4	VERY GOOD

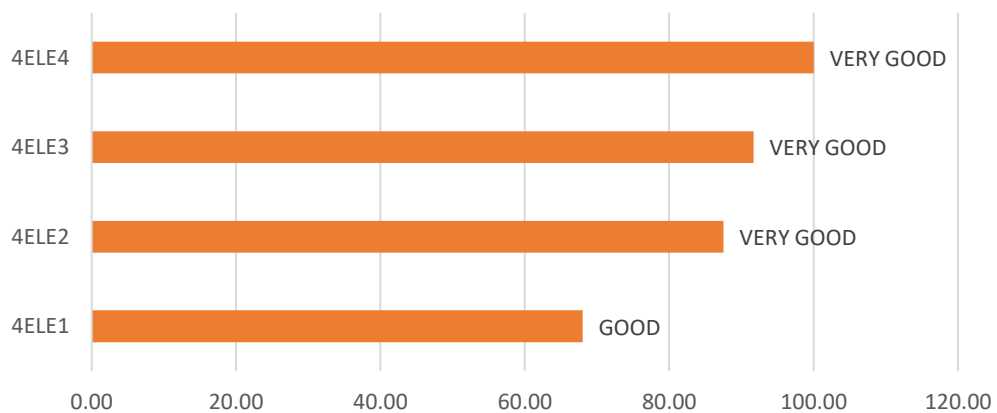
## COURSE OUTCOME ATTAINMENT



	(I)FUNCTIONAL ANALYSIS-II	(II)PARTIAL DIFFERENTIAL EQUATIONS	(III)NUMERICAL ANALYSIS	(IV)RELATIVISTIC &COSMOLOGY	(V)DIFFERENCE EQUATIONS-II
■ Passed Percentage (%)	90.91	92.73	72.73	89.09	100.00

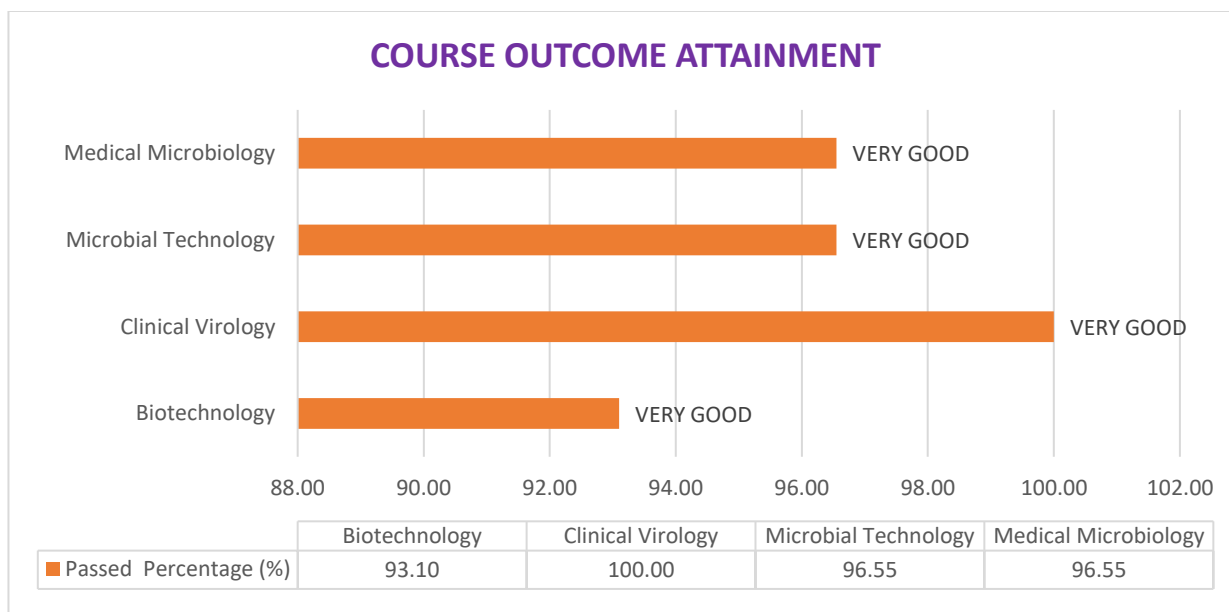
DEGREE	Name of Subject	Passed Percentage (%)	CO Attainment Level	Grade
M.Sc. Electronics	4ELE1	68.00	3	GOOD
	4ELE2	87.50	4	VERY GOOD
	4ELE3	91.67	4	VERY GOOD
	4ELE4	100.00	4	VERY GOOD

## COURSE OUTCOME ATTAINMENT



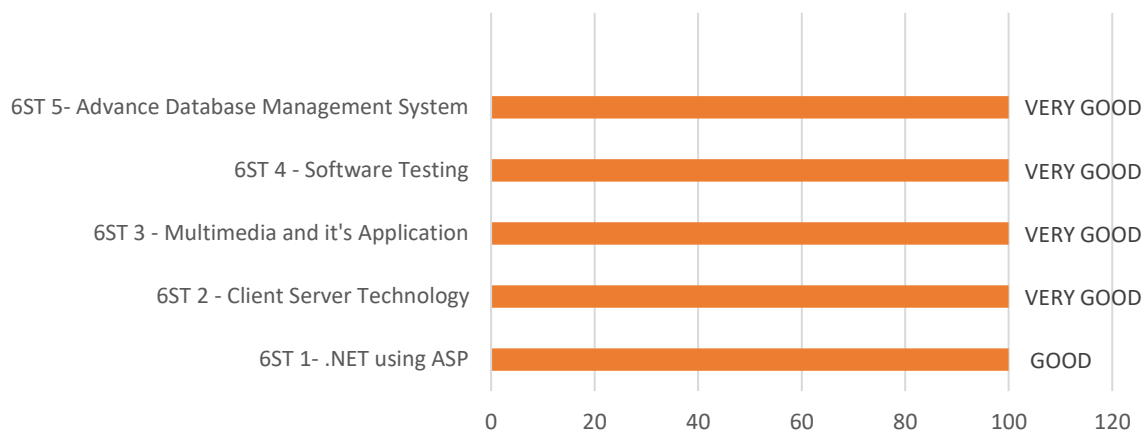
	4ELE1	4ELE2	4ELE3	4ELE4
■ Passed Percentage (%)	68.00	87.50	91.67	100.00

DEGREE	Name of Subject	Passed Percentage (%)	CO Attainment Level	Grade
<b>M.Sc. Microbiology</b>	Biotechnology	93.10	4	VERY GOOD
	Clinical Virology	100.00	4	VERY GOOD
	Microbial Technology	96.55	4	VERY GOOD
	Medical Microbiology	96.55	4	VERY GOOD



DEGREE	Name of Subject	Passed Percentage (%)	CO Attainment Level	Grade
<b>B.C.A. Sem VI</b>	6ST 1- .NET using ASP	72.41	3	GOOD
	6ST 2 - Client Server Technology	82.76	4	VERY GOOD
	6ST 3 - Multimedia and it's Application	93.10	4	VERY GOOD
	6ST 4 - Software Testing	82.76	4	VERY GOOD
	6ST 5- Advance Database Management System	86.21	4	VERY GOOD

## COURSE OUTCOME ATTAINMENT



  
**PRINCIPAL**  
Adarsha Science J. B. Arts  
& Birla Comm. Mahavidyalaya  
Dhamangaon Rly.