

Adarsha Science, J. B. Arts and Birla Commerce Mahavidyalaya,

Dhamangaon Rly.

Report on Student's Feedback (2019-2020)

Introduction

Teaching and learning is a two way process involving a teacher and the student. It is well known that for effective teaching, student's feedback plays a very important role. While delivering a lecture in the class, every teacher would like to know to what extent the students are able to understand the subject from face reading and also by asking questions. Students are the best judges of their teachers. A teacher can be judged in terms of certain fundamental traits (criteria) like,

- 1) Preparation for the lecture,**
- 2) Punctuality,**
- 3) Conceptual Clarity,**
- 4) Ability to generate interest in the subject,**
- 5) Encouragement to raise questions,**
- 6) Communication skills,**
- 7) Commitment to students,**
- 8) Accessibility of the teacher to solve difficulties and**
- 9) Overall rating.**

Methodology

With the objective of knowing the opinion of our students about teachers (faculty), a questionnaire was framed involving above cited criteria. In addition to these criteria, some questions were also set to test the integrity of the respondent to obtain a response as realistic as possible. To get unambiguous response, each question (questionnaire is enclosed) was set with four alternatives (like very good, good, satisfactory, and unsatisfactory) and the student was asked to mark the most appropriate option in his/her opinion. Since our college is in rural area and the

medium of instruction in Arts and Commerce faculties is Marathi (Regional language) the questionnaire was translated in Marathi (copy is enclosed). Further, to get unbiased feedback, we conducted **Online Students Feedback Activity** in the faculties of Arts, Commerce and Science without any prior notice. Later, the data was statistically analyzed to obtain the teacher profile in each faculty as well as the overall profile of the college. Copies of the data sheets were provided to each teacher for introspection and to take corrective measures wherever required.

Results and Discussion

Data regarding % Respondents in the range of 0- 19%, 20- 39%, 40- 59%, 60- 79% and 80-100% and the number of teachers in these ranges in Science, Commerce and Arts Faculty are presented in Table 1,2 and 3 respectively. Important observations from Table are as under:

COMMERCE FACULTY FEEDBACK ANALYSIS: -

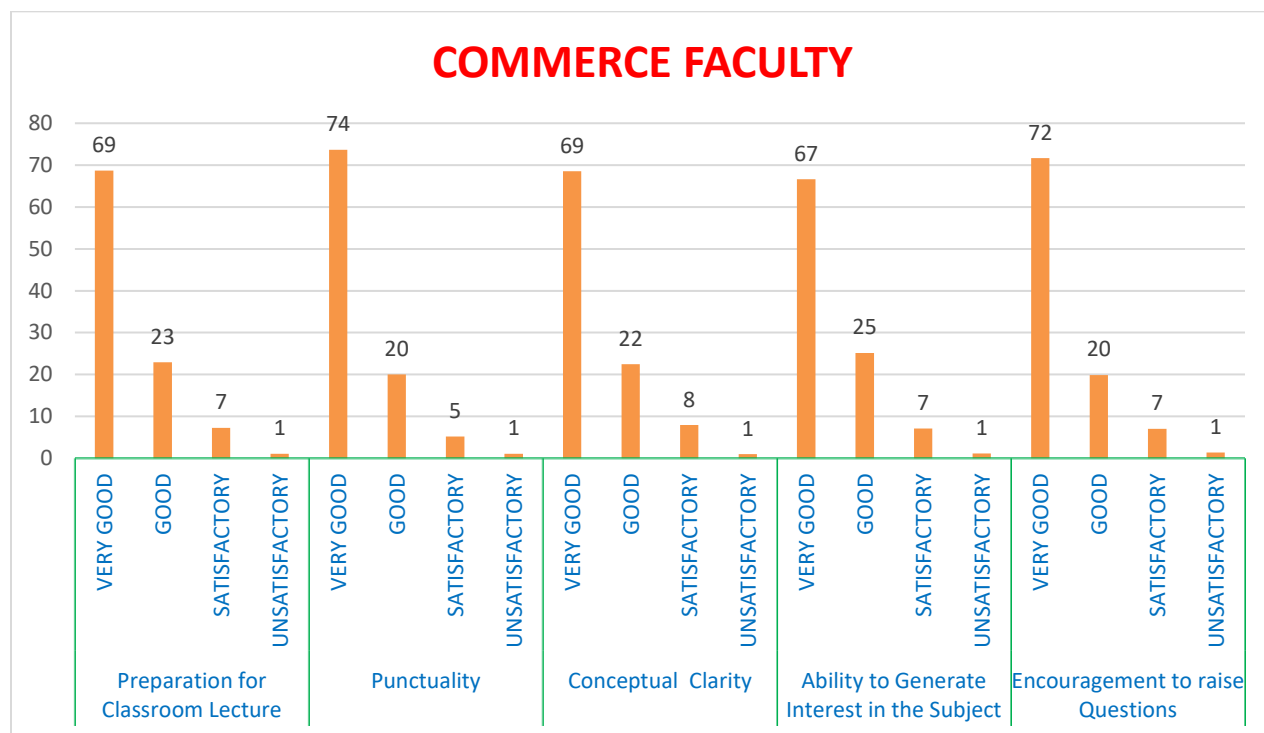


TABLE 1.1

1) Criterion I: - Preparation for the Classroom Lecture

Overall, the data indicate 69 % students indicate teachers was very good in preparation for classroom lecture, 23 % indicate Good, 7 % indicate satisfactory and 1 % students said they are unsatisfied with the teacher regarding classroom preparation for lecture.

2) Criterion II: - Punctuality

Overall, the data indicate 74 % students indicate teachers was are very good in Punctuality, 20 % indicate Good, 5 % indicate satisfactory and 1 % students said they are unsatisfied with the teacher regarding Punctuality for lecture.

3) Criterion III: - Conceptual Clarity

Overall, the data indicate 69 % students indicate teachers Conceptual Clarity was Very Good, 22 % indicate Good, 8 % indicate satisfactory and 1% students said they are unsatisfied with the teacher regarding Conceptual Clarity for lecture.

4) Criterion IV: - Ability to generate interest in the subject

Overall, the data indicate 72 % students indicate teachers Ability to generate interest in the subject was Very Good, 20 % indicate Good, 7 % indicate satisfactory and 1 % students said they are unsatisfied with the teacher regarding Conceptual Clarity for lecture.

5) Criterion V:- Encouragement to raise questions

Overall, the data indicate 67 % students indicate teachers Encouragement to raise questions was Very Good, 25 % indicate Good, 7 % indicate satisfactory and 1 % students said they are unsatisfied with the teacher regarding Encouragement to raise questions.

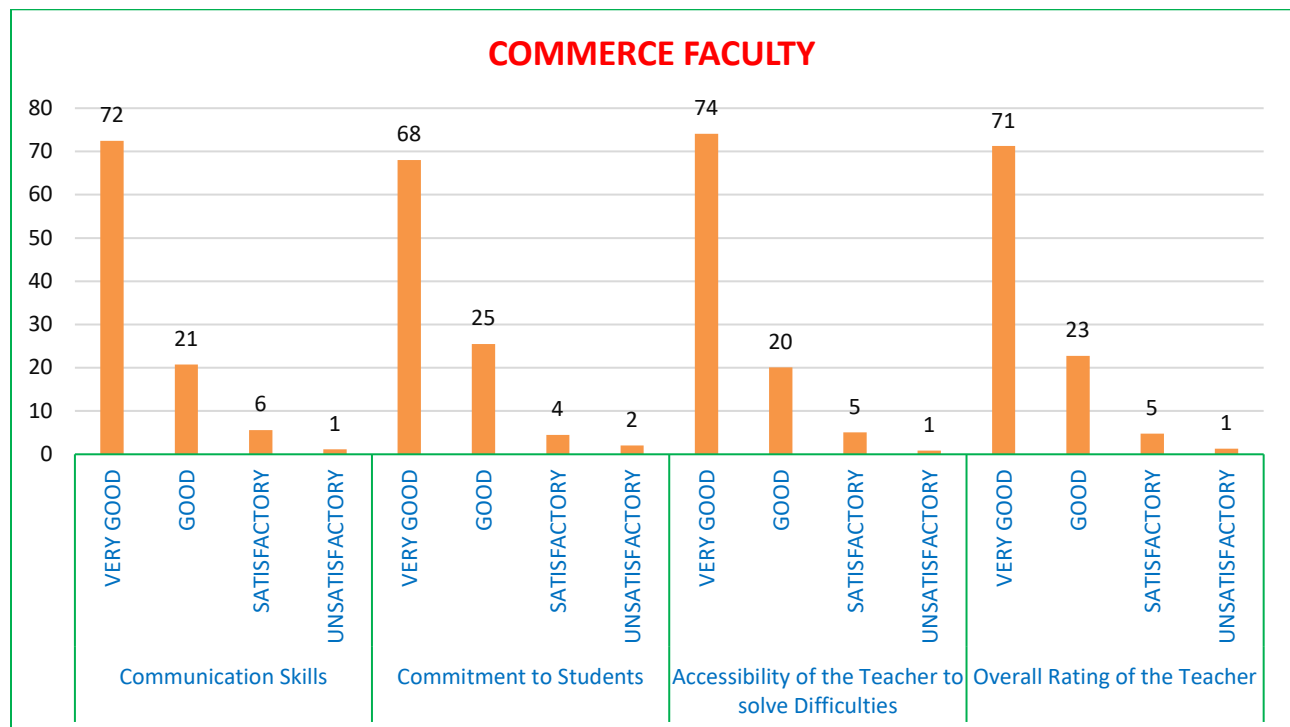


TABLE 1.2

6) Criterion VI: - Communication skills

Overall, the data indicate 72 % students indicate teachers Communication skills was Very Good, 21 % indicate Good, 7 % indicate satisfactory and 1 % students said they are unsatisfied with the teacher regarding their communication skills.

7) Criterion VII: - Commitment to students

Overall, the data indicate 68 % students indicate teachers Commitment to students was Very Good, 25 % indicate Good, 4% indicate satisfactory and 2. % students said they are unsatisfied with the teacher regarding their Commitment to students.

8) Criterion VIII: - Accessibility of the teacher to solve difficulties

Overall, the data indicate 74 % students indicate teachers Accessibility of the teacher to solve difficulties was Very Good, 20 % indicate Good, 5 % indicate satisfactory and 1 % students said they are unsatisfied with the teacher regarding their Accessibility of the teacher to solve difficulties

9) Criterion IX: Overall rating of the teachers

Overall, the data indicate 71 % students indicate teachers was Very Good, 23 % indicate Good, 5 % indicate satisfactory and 1 % students said they are unsatisfied with the teacher.

ARTS FACULTY FEEDBACK ANALYSIS: -

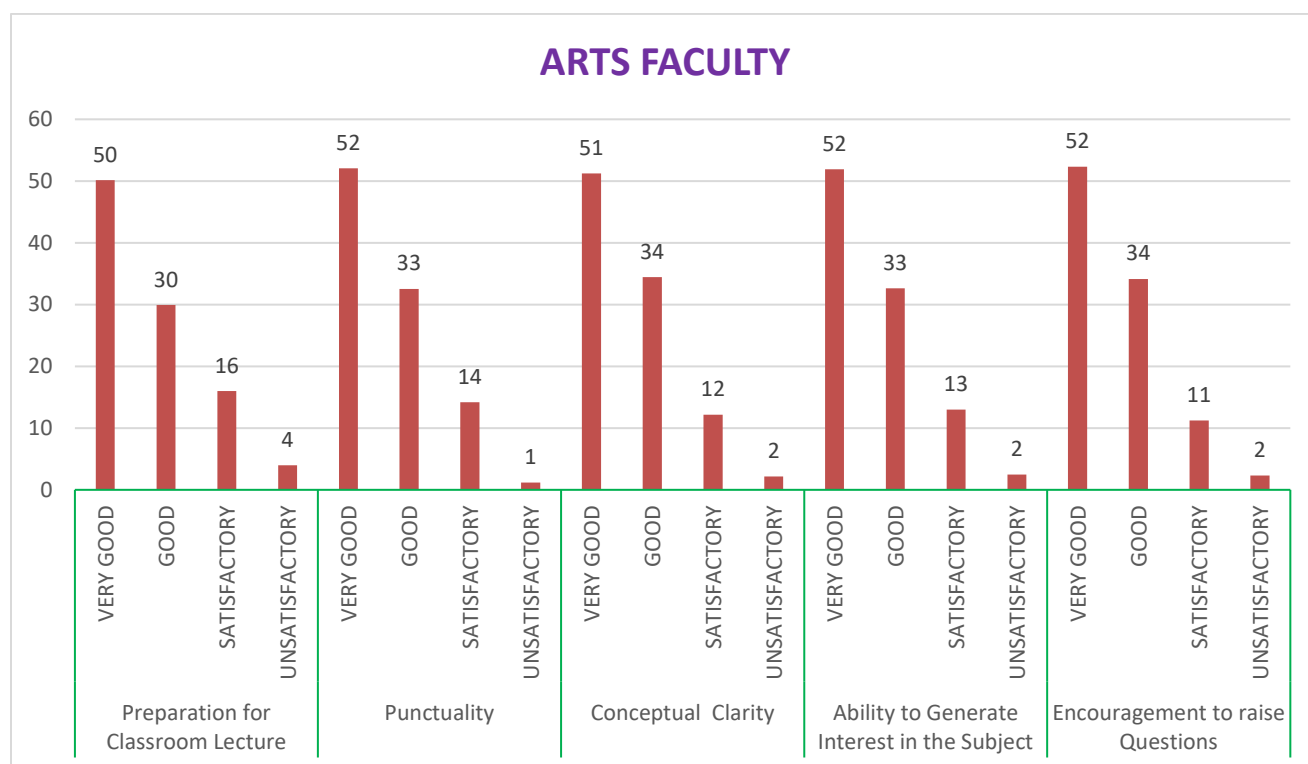


TABLE 2.1

1) Criterion I: - Preparation for the Classroom Lecture

Overall, the data indicate 50 % students indicate teachers was very good in preparation for classroom lecture, 30 % indicate Good, 16 % indicate satisfactory and 4 % students said they are unsatisfied with the teacher regarding classroom preparation for lecture.

2) Criterion II: - Punctuality

Overall, the data indicate 52 % students indicate teachers was are very good in Punctuality, 33 % indicate Good, 14 % indicate satisfactory and 1 % students said they are unsatisfied with the teacher regarding Punctuality for lecture.

3) Criterion III: - Conceptual Clarity

Overall, the data indicate 51 % students indicate teachers Conceptual Clarity was Very Good, 34 % indicate Good, 12 % indicate satisfactory and 2 % students said they are unsatisfied with the teacher regarding Conceptual Clarity for lecture.

4) Criterion IV: - Ability to generate interest in the subject

Overall, the data indicate 52 % students indicate teachers Ability to generate interest in the subject was Very Good, 33 % indicate Good, 13 % indicate satisfactory and 2 % students said they are unsatisfied with the teacher regarding Conceptual Clarity for lecture.

5) Criterion V:- Encouragement to raise questions

Overall, the data indicate 52 % students indicate teachers Encouragement to raise questions was Very Good, 34 % indicate Good, 11 % indicate satisfactory and 2 % students said they are unsatisfied with the teacher regarding Encouragement to raise questions.

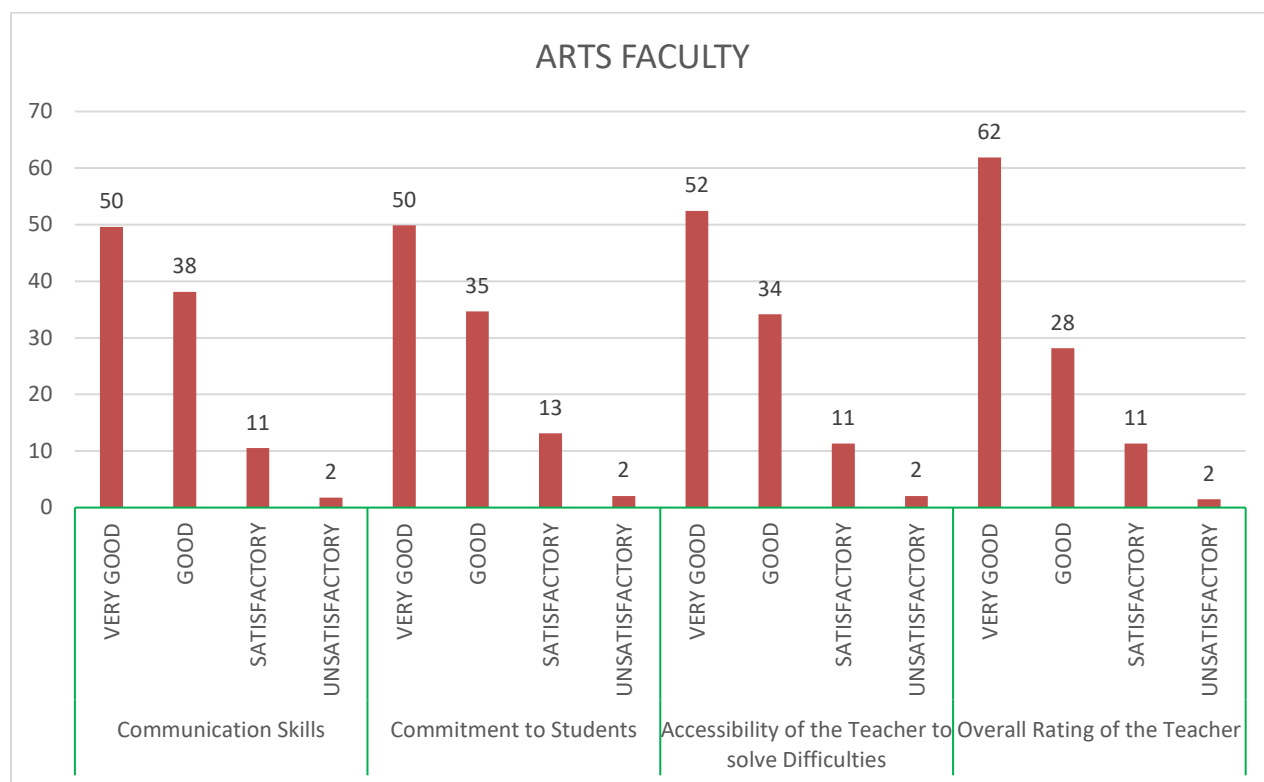


TABLE 2.1

6) Criterion VI: - Communication skills

Overall, the data indicate 50 % students indicate teachers Communication skills was Very Good, 38 % indicate Good, 11 % indicate satisfactory and 2 % students said they are unsatisfied with the teacher regarding their communication skills.

7) Criterion VII: - Commitment to students

Overall, the data indicate 50 % students indicate teachers Commitment to students was Very Good, 35 % indicate Good, 13 % indicate satisfactory and 2 % students said they are unsatisfied with the teacher regarding their Commitment to students.

8) Criterion VIII: - Accessibility of the teacher to solve difficulties

Overall, the data indicate 52 % students indicate teachers Accessibility of the teacher to solve difficulties was Very Good, 34 % indicate Good, 11 % indicate satisfactory and 2 % students said they are unsatisfied with the teacher regarding their Accessibility of the teacher to solve difficulties

9) Criterion IX: Overall rating of the teachers

Overall, the data indicate 62 % students indicate teachers was Very Good, 28 % indicate Good, 11 % indicate satisfactory and 2 % students said they are unsatisfied with the teacher.

SCIENCE FACULTY FEEDBACK ANALYSIS: -

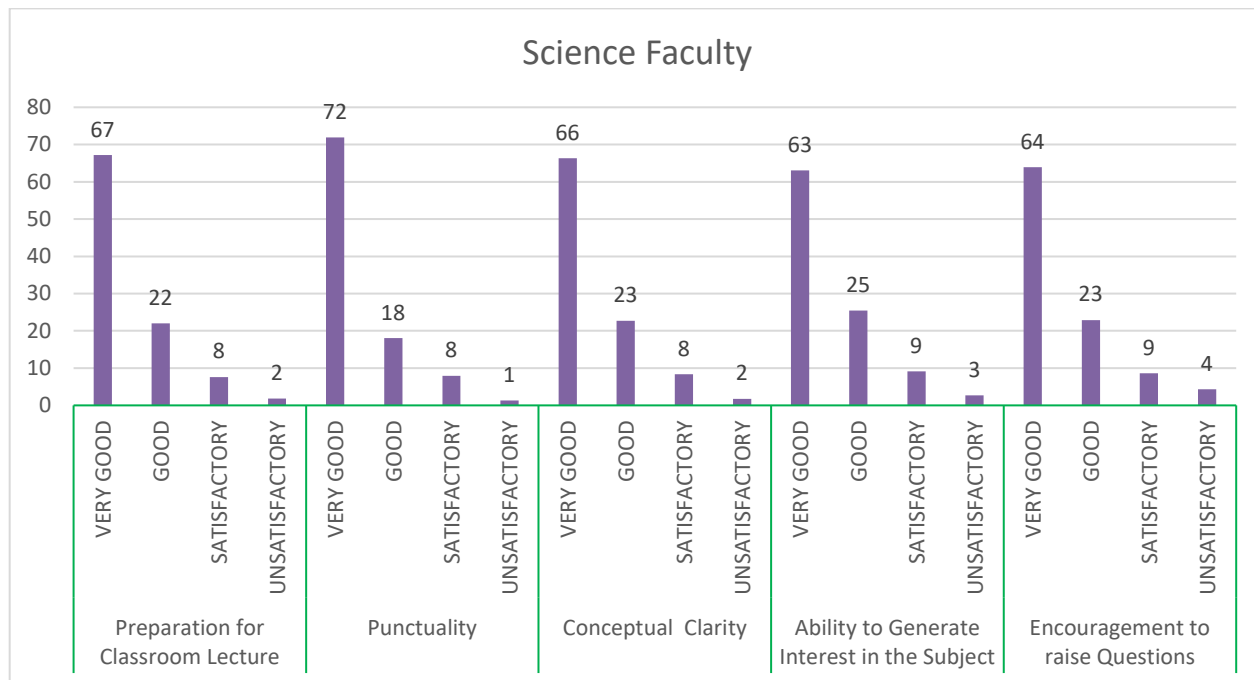


TABLE 3.1

1) Criterion I: - Preparation for the Classroom Lecture

Overall, the data indicate 67 % students indicate teachers was very good in preparation for classroom lecture, 22 % indicate Good, 8 % indicate satisfactory and 1 % students said they are unsatisfied with the teacher regarding classroom preparation for lecture.

2) Criterion II: - Punctuality

Overall, the data indicate 72 % students indicate teachers was are very good in Punctuality, 18 % indicate Good, 8 % indicate satisfactory and 1 % students said they are unsatisfied with the teacher regarding Punctuality for lecture.

3) Criterion III: - Conceptual Clarity

Overall, the data indicate 66 % students indicate teachers Conceptual Clarity was Very Good, 23 % indicate Good, 8 % indicate satisfactory and 2% students said they are unsatisfied with the teacher regarding Conceptual Clarity for lecture.

4) Criterion IV: - Ability to generate interest in the subject

Overall, the data indicate 63 % students indicate teachers Ability to generate interest in the subject was Very Good, 25 % indicate Good, 9 % indicate satisfactory and 2 % students said they are unsatisfied with the teacher regarding Conceptual Clarity for lecture.

5) Criterion V:- Encouragement to raise questions

Overall, the data indicate 64 % students indicate teachers Encouragement to raise questions was Very Good, 23 % indicate Good, 9 % indicate satisfactory and 4 % students said they are unsatisfied with the teacher regarding Encouragement to raise questions.

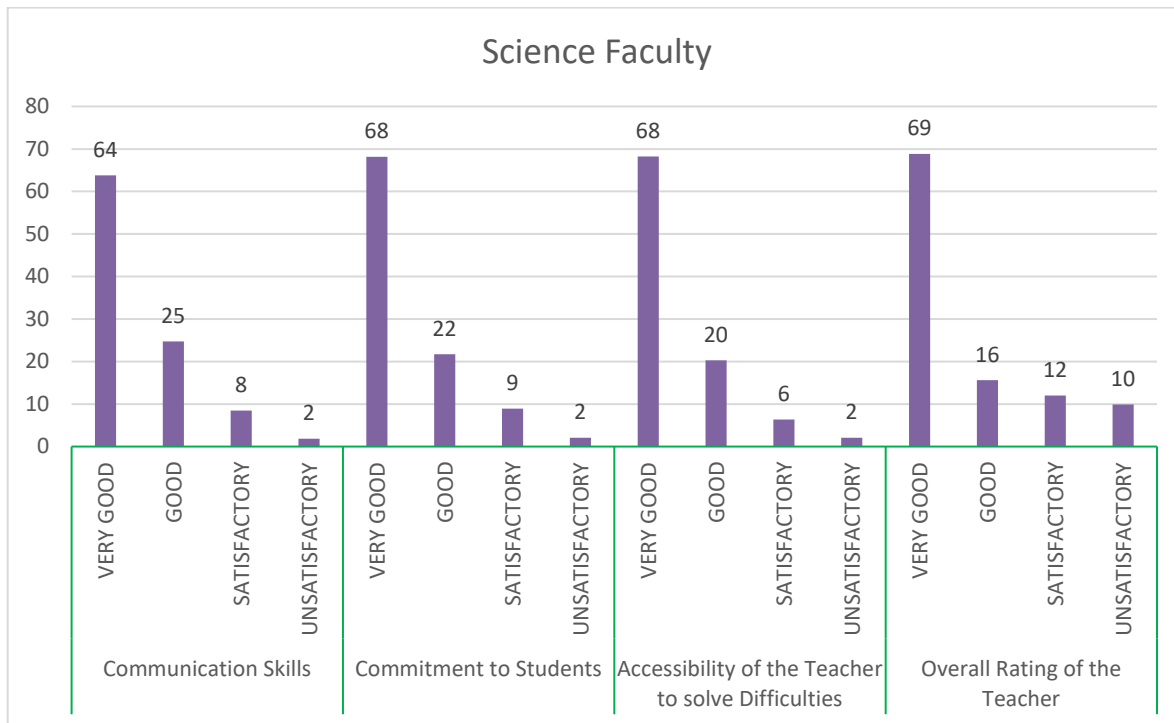


TABLE 3.2

6) Criterion VI: - Communication skills

Overall, the data indicate 64 % students indicate teachers Communication skills was Very Good, 25 % indicate Good, 8 % indicate satisfactory and 2 % students said they are unsatisfied with the teacher regarding their communication skills.

7) Criterion VII: - Commitment to students

Overall, the data indicate 68 % students indicate teachers Commitment to students was Very Good, 22 % indicate Good, 9 % indicate satisfactory and 2 % students said they are unsatisfied with the teacher regarding their Commitment to students.

8) Criterion VIII: - Accessibility of the teacher to solve difficulties

Overall, the data indicate 68 % students indicate teachers Accessibility of the teacher to solve difficulties was Very Good, 20 % indicate Good, 6 % indicate satisfactory and 2 % students said they are unsatisfied with the teacher regarding their Accessibility of the teacher to solve difficulties

9) Criterion IX: Overall rating of the teachers

Overall, the data indicate 69 % students indicate teachers was Very Good, 16 % indicate Good, 12 % indicate satisfactory and 10 % students said they are unsatisfied with the teacher.

Conclusion: -

Students feedback analysis for the year 2019-2020 indicates that majority of the students (>98%) are satisfied with the faculty and have rated the faculty from Very good to satisfactory. Only a very small section of the students (2%) appears to be Unsatisfied with the faculty.

Acknowledgement

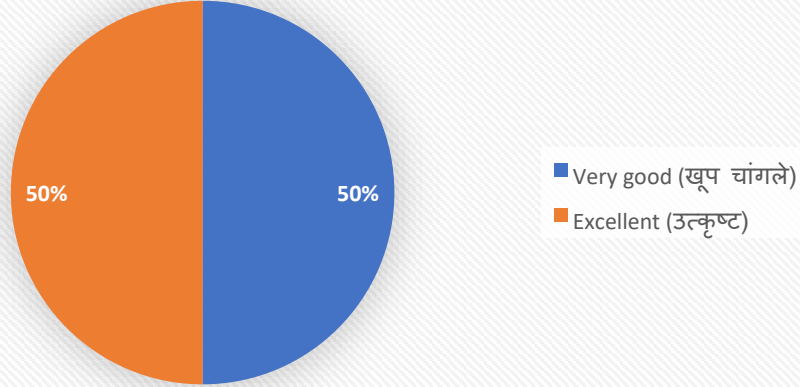
As a convener of the student feedback committee, I am thankful to Hon'ble Principal Dr.Y.B.Gandole for encouragement and the committee members, Shri Dr.G.N.Budhlani , Shri Dr. V.A.Sadafale, Shri. S.P.Patil, Shri J.G.Barulkar, Shri.G.S.Mendhe, Shri A.B.Band, and Dr.Ku.M.V.Mawle for their cooperation in data collection and analysis. Also, I am thankful to all the faculty members for their cooperation in data collection. Finally, I appreciate the active participation of students in this activity.

(Mr.Rupesh R. Dahake)

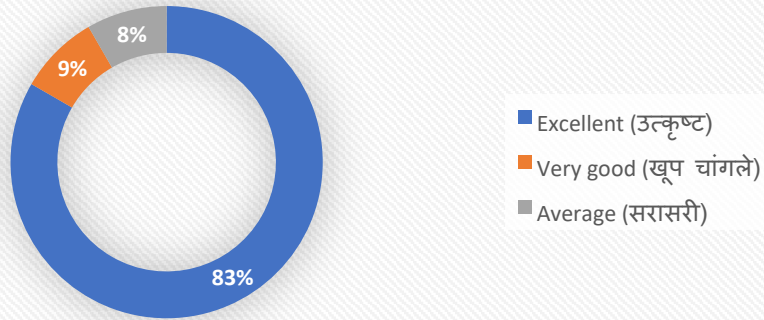
Convener, Students' Feedback Committee

ALUMANI FEEDBACK 2019-20

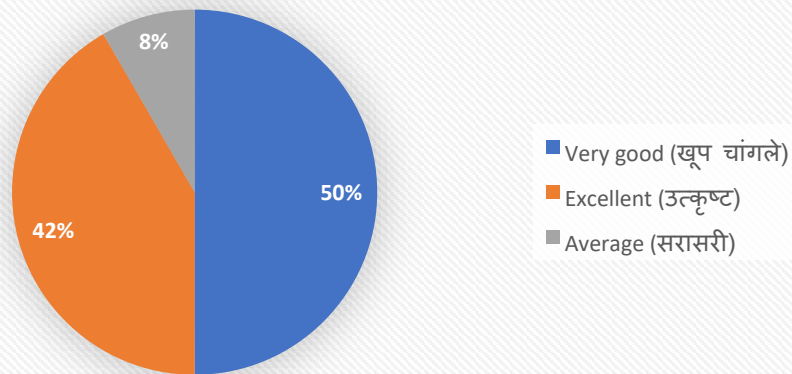
1.How do you rate the courses that you have learnt in the college in relation to your job / occupation?(तुमच्या नोकरी / व्यवसायाच्या संदर्भात तुम्ही महाविद्यालयात शिकलेल्या अभ्यासक्रमांना तुम्ही मूल्यांकनकसेदयाल?)



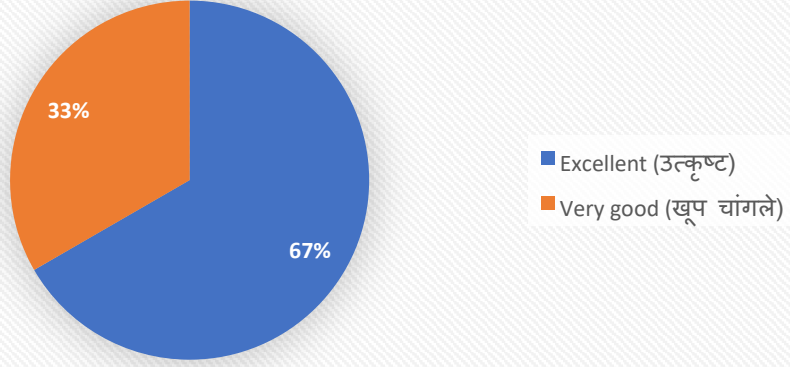
2.How do you rate the infrastructure and lab facilities provided in the college?(महाविद्यालयात पुरविल्या जाणार्थ पायाभूत सुविधा व प्रयोगशाळेच्या सुविधांना तुम्ही कसे मूल्यांकनदयाल?)



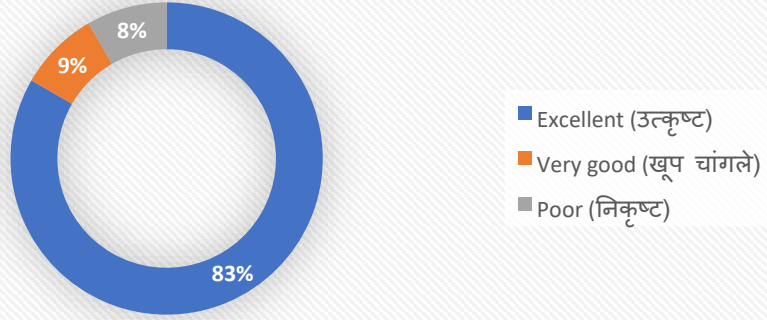
3.How do you rate the Library facilities in the college?(महाविद्यालयातील ग्रंथालयाच्या सुविधांना तुम्ही कसे मूल्यांकन दयाल?)



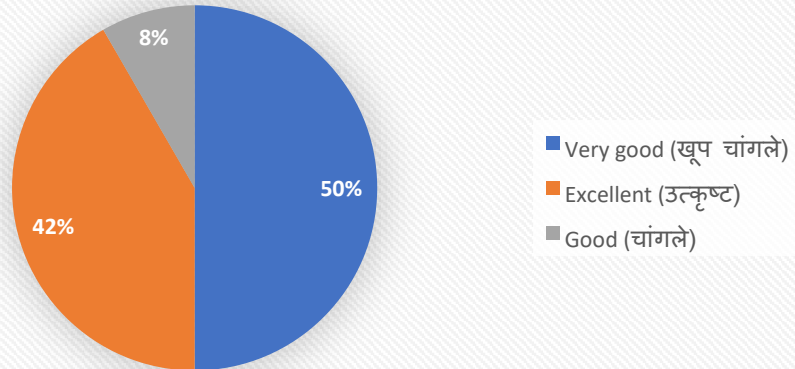
4.How do you rate the faculty interaction with students in the college?(महाविद्यालयातील विद्यार्थ्यांशी असलेल्या प्राध्यापकसंवादाचे तुम्ही मूल्यांकन कसे द्याल?)



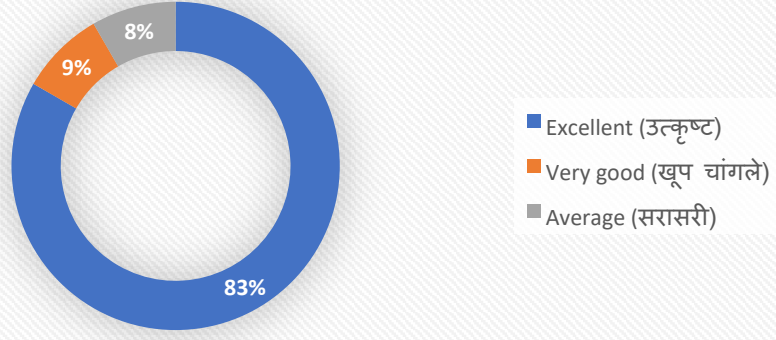
5.How do you rate the support from administrative staff in the college?(महाविद्यालयातील प्रशासकीय कर्मचार्यांच्या पाठिंब्यास आपण कसे मूल्यांकन द्याल?)



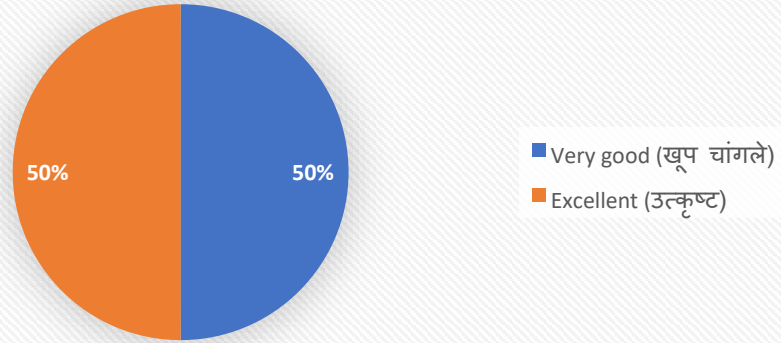
7.How do you rate the transparency in admission procedure in the college?(महाविद्यालयात प्रवेश प्रक्रियेतील पारदर्शकतेचे मूल्यांकन तुम्ही कसे कराल?)



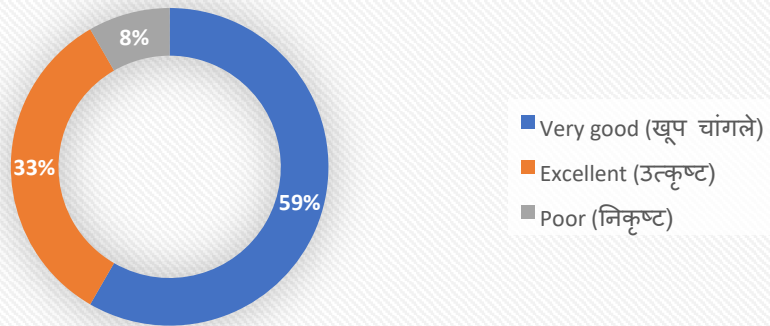
8.How do you rate the activities organized by the college for your overall development?(तुमच्या सर्वांगीण विकासासाठी महाविद्यालयाने आयोजित केलेल्या उपक्रमांना तुम्ही कसे मूल्यांकन द्याल?)



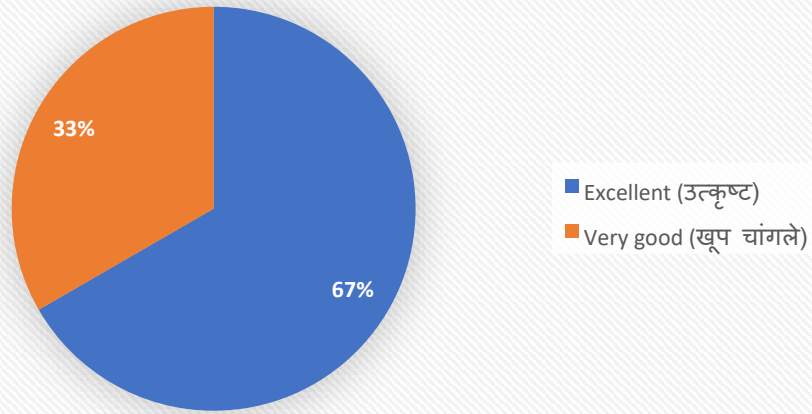
9.How do you rate the sports and cultural facilities and activities in the college?(महाविद्यालयातील क्रीडा व सांस्कृतिक सुविधा व उपक्रमांचे तुम्ही मूल्यांकन कसे कराल?)



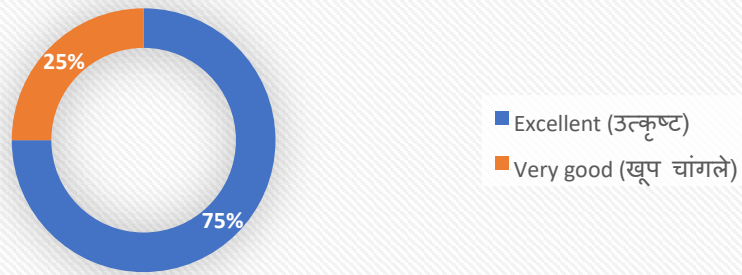
10.How do you rate the counseling and placements in the college?(महाविद्यालयातील समुपदेशन व नियुक्त्यांचे तुम्ही मूल्यांकन कसे कराल?)



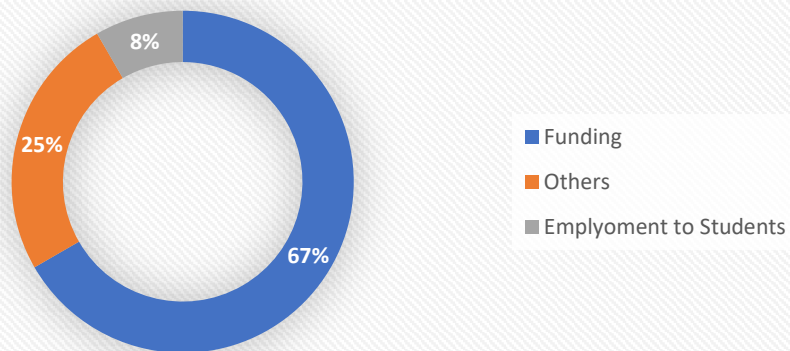
11.How do you rate the NSS/NCC?(आपण एनएसएस / एनसीसीला कसे मूल्यांकनद्याल?)



12.How you overall rate the college?(तुम्ही महाविद्यालयाला एकूण मूल्यांकन कसे द्याल?) 12.How you overall rate the college?(तुम्ही महाविद्यालयाला एकूण मूल्यांकन कसे द्याल?)



13.How would you like to provide help to college?(आपण महाविद्यालयात मदत कशी देऊ इच्छिता?)

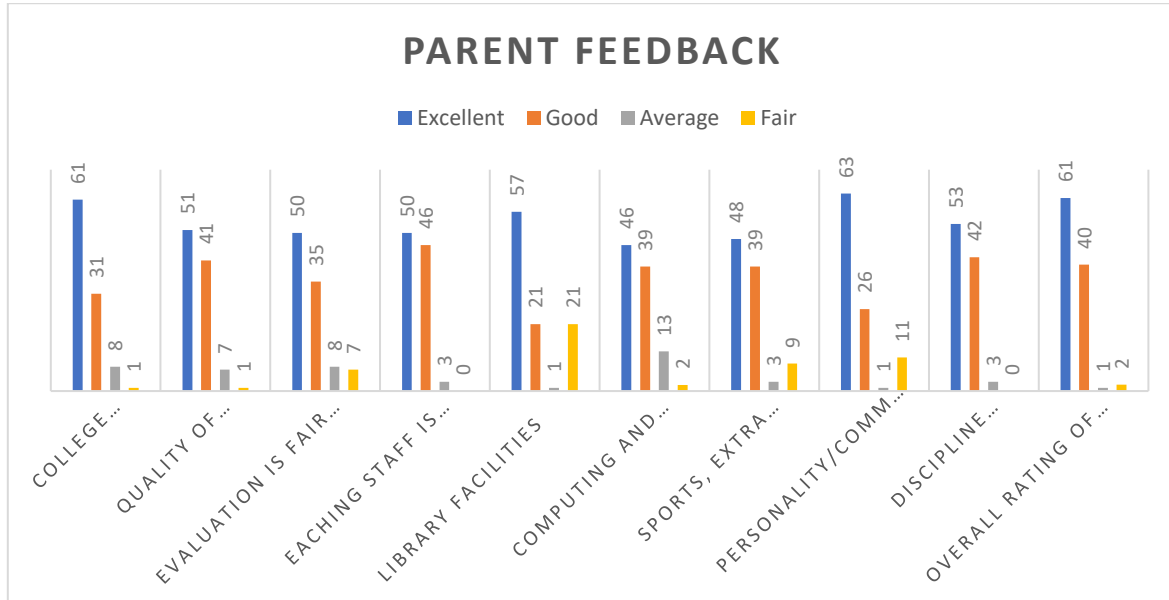


Suggestions: -

- Provide industry-oriented knowledge to students
- Improved college infrastructures
- Use more e-resources in the college
- Provide financial support to economical backward students

**Adarsha Science, J. B. Arts and Birla Commerce Mahavidyalaya,
Dhamangaon Rly.**

PARENT FEEDBACK 2019-2020



- College Infrastructure:** - According data 61 parents said Infrastructure of the college was Excellent, 31 parents said Good, 8 Parents said Average and 1 Parents said Fair.
- Quality of teaching-learning to your ward:** - According data 51 parents said quality of teaching learning in the college was Excellent, 41 parents said Good, 7 Parents said Average and 1 Parents said Fair.
- Evaluation is fair and unbiased:** - According data 50 parents said Evaluation is fair and unbiased in the college was Excellent, 35 parents said Good,8 Parents said Average and 7 Parents said Fair.
- Teaching staff is co-operative and supportive]:** - According data 50 parents said Teaching staff is co-operative and supportive in the college was Excellent,46 parents said Good, 3 Parents said Average and 0 Parents said Fair.
- Library Facilities:** - According data 57 parents said Library Facilities in the college was Excellent, 21 parents said Good, 1 Parents said Average and 21 Parents said Fair.
- Computing and internet Facilities:** - According data 46 parents said Computing and internet Facilities in the college was Excellent, 39 parents said Good, 13 Parents said Average and 2 Parents said Fair.
- Sports, Extra Curricular Facilities:** - According data 48 parents said Sports, Extra Curricular Facilities in the college was Excellent, 39 parents said Good, 3 Parents said Average and 9 Parents said Fair.

8. **Personality/Communications Skills Development Facilities:** - According data 63 parents said Personality/Communications Skills Development Facilities in the college was Excellent, 26 parents said Good, 1 Parents said Average and 11 Parents said Fair.
9. **Discipline standards in the college:** - According data 53 parents said Discipline standards in the college in the college was Excellent, 42 parents said Good, 3 Parents said Average and 0 Parents said Fair.
10. **Overall rating of the college:** - According data 61 parents said Overall rating of the college in the college in the college was Excellent, 40 parents said Good, 1 Parents said Average and 3 Parents said Fair.

Academic Feedback of Science Faculty - 2019-20		
Parameters	Percentage	
	Yes	No
[अभ्यासक्रमात माझ्या शैक्षणिक गरजा पूर्ण होतात]	95.1	4.9
[अभ्यासक्रमाची उद्दिष्टे माझ्यासमोर स्पष्ट होती.]	93.1	6.9
[अभ्यासक्रमातील घटक माझ्या अपेक्षेप्रमाणे होते.]	86.2	13.8
[अभ्यासक्रमामुळे मला नवीन ज्ञानाची व पद्धतींची ओळख झाली.]	96.7	3.3
[अभ्यासक्रमामध्ये समकालीन प्रासंगिकता आढळून आली.]	81.3	18.7
[मला नोकरी मिळविण्यासाठी अभ्यासक्रम उपयुक्त वाटला.]	82.9	17.1
[अभ्यासक्रमाची संरचना सुव्यवस्थित वाटली.]	89.8	10.2
[अभ्यासक्रमातील विविध घटक समान महत्वाचे वाटले.]	91.5	8.5

Academic Feedback of Arts Faculty - 2019-20		
Parameters	Percentage	
	Yes	No
[अभ्यासक्रमात माझ्या शैक्षणिक गरजा पूर्ण होतात]	94.7	5.3
[अभ्यासक्रमाची उद्दिष्टे माझ्यासमोर स्पष्ट होती.]	88.7	11.3
[अभ्यासक्रमातील घटक माझ्या अपेक्षेप्रमाणे होते.]	80.1	19.9
[अभ्यासक्रमामुळे मला नवीन ज्ञानाची व पद्धतींची ओळख झाली.]	97.4	2.6
[अभ्यासक्रमामध्ये समकालीन प्रासंगिकता आढळून आली.]	85.4	13.9
[मला नोकरी मिळविण्यासाठी अभ्यासक्रम उपयुक्त वाटला.]	87.4	12.6
[अभ्यासक्रमाची संरचना सुव्यवस्थित वाटली.]	88.1	11.9
[अभ्यासक्रमातील विविध घटक समान महत्त्वाचे वाटले.]	88.1	11.9

Academic Feedback of Commerce Faculty - 2019-20		
Parameters	Percentage	
	Yes	No
[अभ्यासक्रमात माझ्या शैक्षणिक गरजा पूर्ण होतात]	95.0	5.0
[अभ्यासक्रमाची उद्दिष्टे माझ्यासमोर स्पष्ट होती.]	96.5	3.5
[अभ्यासक्रमातील घटक माझ्या अपेक्षेप्रमाणे होते.]	84.7	15.3
[अभ्यासक्रमामुळे मला नवीन ज्ञानाची व पद्धतींची ओळख झाली.]	96.5	3.5
[अभ्यासक्रमामध्ये समकालीन प्रासंगिकता आढळून आली.]	86.1	13.9
[मला नोकरी मिळविण्यासाठी अभ्यासक्रम उपयुक्त वाटला.]	90.1	9.9
[अभ्यासक्रमाची संरचना सुव्यवस्थित वाटली.]	91.1	8.9
[अभ्यासक्रमातील विविध घटक समान महत्त्वाचे वाटले.]	91.6	8.4

ACTION TAKEN REPORT

The following issues were raised by the stakeholders through the feedback and actions taken for those issues by the college during the academic year 2019 – 2020.

Based on the feedback, the actions taken are illustrated in the following table

S. No	FEEDBACK	ACTION TAKEN
1.	Students Teacher feedback analysis for the year 2019-2020 indicates that majority of the students (>98%) are satisfied with the faculty and have rated the faculty from Very good to satisfactory. Only a very small section of the students (<2 %) appears to be unsatisfied with the faculty.	Action Taken: 1) Individual teacher feedback analysis and feedback report were communicated to the respective teachers by the Principal. 2) Teachers were advised to improve the weaker areas in the feedback given by students.
2.	It has been observed through the student satisfaction survey that college needs to organize more career oriented, soft skills related certificate courses or program.	This issue forwarded to IQAC, and Meeting was conducted with all the HODs for starting new add on courses and soft skills related programs.
3.	According to student satisfaction survey, frequent counselling, mentoring and personal guidance is required.	Issue forwarded to mentoring committee and concerned student related committees for necessary action.
4.	It has been observed through the student satisfaction survey that college should provide more internship opportunities and field visits to industry or places etc.	This matter is raised in the principal meeting with HOD under the IQAC. For coming semester more field visits will be organized. For internship IQAC has given instruction to college placement committee for necessary action.
5	More student's toilet needed in the campus.	The need for more toilets is put before LAC and matter under consideration for funding.